

Marshall Tufflex

Cable Management



www.marshall-tufflex.com

Data Compliant Trunking Systems



About Marshall Tufflex

Marshall-Tufflex is the UK's leading manufacturer of cable management products.

We manufacture and supply a broad range of cable management products to ensure that, whatever the design and specification; there will always be the perfect product to suit. We work closely with electrical consultants, contractors and clients in order to provide the best possible technical and sales support.

Marshall-Tufflex products are designed to meet the latest BS EN ISO standards and to accommodate all building designs and construction parameters. Our bespoke solutions can also be designed and pre-fabricated to meet individual requirements and save time on site.

Data trunking systems from Marshall-Tufflex

Because you have to accommodate the increasing performance levels of current and future data networks, you need a cable containment system that measures up to those demands and offers the flexibility for reconfiguration whilst having a large data capacity for the ever increasing demand.

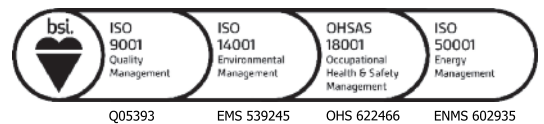
Decisions on the right system for any application are based on many factors. Marshall-Tufflex has a wide selection of data perimeter trunking systems, so whatever your application, we are confident we have a solution for you.




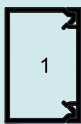



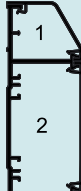





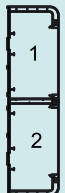
- ⚡ Bend radius controls
- ⚡ Steel screening divider to BS EN 50174-2:2009+A2:2014
- ⚡ 50mm power/data separation to BS EN 50174-2:2009+A2:2014
- ⚡ Full compartment copper spray screening (to assist in meeting EMC Directive) with NO reduction of compartment capacity
- ⚡ Adjustable depth data boxes and frames
- ⚡ Accessories to accommodate LJ6 (6C) and Euromod data modules
- ⚡ Trunking systems (Sterling and Sterling XL) that can be extended to accommodate any number of data cables

Standards

Marshall-Tufflex is committed to excellence and is recognised by the BSI as a firm of Assessed Capability for Quality Management Systems to BS EN ISO 9001:2008, Environmental Management Systems to BS EN ISO 14001:2004, Energy Management Systems to BS EN ISO 50001:2011 and Occupational Health and Safety Systems to BS OHSAS 18001:2007.



Data Trunking from Marshall-Tufflex

System	Dimensions	Cable Capacity based on typical values for Ø6.5mm, Ø7.0mm and Ø8.4mm data cables*						
			Comp 1	With dividers				
				Comp 1	Comp 2	Comp 3		
1 compartment trunking	MINI PVC-U  	MMT4 38 x 25mm	Ø6.5mm	10				
			Ø7.0mm	8				
			Ø8.4mm	6				
1 compartment trunking	MAXI PVC-U  	MTRS50 50 x 50mm	Ø6.5mm	28	13	13	-	
			Ø7.0mm	23	11	11	-	
			Ø8.4mm	16	7	7	-	
		MTRS75 75 x 75mm	Ø6.5mm	66	31	31	-	
			Ø7.0mm	55	26	26	-	
			Ø8.4mm	38	18	18	-	
MTRS100 100 x 100mm	Ø6.5mm	122	33	20	57			
	Ø7.0mm	102	28	17	48			
	Ø8.4mm	71	19	12	33			
2 compartment trunking	COMPACT 1 & 2 PVC-U  	Compact 1 130 x 50mm	Ø6.5mm	18	53		21	
			Ø7.0mm	15	44		17	
			Ø8.4mm	10	31		12	
		Compact 2 130 x 50mm	Ø6.5mm	21	53		21	
			Ø7.0mm	18	44		17	
			Ø8.4mm	12	31		12	
	COMPACT 3 PVC-U  	Compact 3 181 x 50mm	Ø6.5mm	53	21	52	20	
			Ø7.0mm	44	18	43	17	
			Ø8.4mm	31	12	30	12	
		Twin165 PVC-U  	Twin165 160 x 65mm	Ø6.5mm	46	76		43
				Ø7.0mm	38	63		36
				Ø8.4mm	27	44		25
TWIN PLUS PVC-U & ALUMINIUM  	Twin Plus 210 x 57mm	Ø6.5mm	66	34	66	34		
		Ø7.0mm	56	28	56	28		
		Ø8.4mm	39	20	39	20		



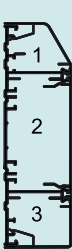
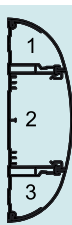
*All calculations allow for a 45% space factor

	Bend Radius Control	Internal Bend	External Bend	FlatTee	Flat Angle	Slow Bend	For PVC-U ranges only Steel Insert Copper Spray	
	See Technical Information page or contact the Technical Team on 01424 856688							
		Moulded	Moulded	Moulded	Moulded	Special#	X	X
	25mm & 50mm							
		Moulded	Moulded	Fabricated	Moulded	Special#		
		Fabricated	Fabricated	Fabricated	Moulded	Special#	X	X (Dividing fillet can be copper sprayed)
		Fabricated	Fabricated	Fabricated	Fabricated	Special#		
	50mm							
		Moulded	Moulded	Fabricated	Fabricated	Special#	✓	Please contact the Technical Team on 01424 856688 for options regarding special screening requirements
	50mm							
		Moulded	Moulded	Fabricated	Fabricated	Special#	✓	✓
	25mm & 50mm							
		Moulded	Moulded	Fabricated	Fabricated	Special#	✓	✓
	25mm & 50mm							
		Moulded	Moulded	Fabricated	Moulded	Special#	✓	✓

#These products are made to special order and may be subject to minimum order quantities and longer lead times.

Data Trunking from Marshall-Tufflex

3+ compartment trunking

System	Dimensions	Cable Capacity based on typical values for Ø6.5mm, Ø7.0mm and Ø8.4mm data cables*							
			Comp 1	Comp 2		Comp 3			
				NO BOX	WITH BOX				
STERLING PROFILE 1, 2 & 3 PVC-U	 167 x 50mm	Profile 1	Ø6.5mm	18	54	19	18		
			Ø7.0mm	15	45	16	15		
			Ø8.4mm	10	31	11	10		
		Profile 2	Ø6.5mm	18	54	19	22		
			Ø7.0mm	15	45	16	18		
			Ø8.4mm	10	31	11	13		
		Profile 3	Ø6.5mm	22	54	19	22		
			Ø7.0mm	18	45	16	18		
			Ø8.4mm	13	31	11	13		
		STERLING CURVE PROFILE PVC-U	 167 x 50mm	Profile 1	Ø6.5mm	16	54	19	16
					Ø7.0mm	14	45	16	14
					Ø8.4mm	10	31	11	10
Profile 1	Ø6.5mm			16	54	19	22		
	Ø7.0mm			14	45	16	18		
	Ø8.4mm			10	31	11	13		
STERLING PROFILE 3001, 3002 & 3003 ALUMINIUM	 167 x 50mm	3001	Ø6.5mm	15	53	21	16		
			Ø7.0mm	12	44	18	14		
			Ø8.4mm	9	31	12	9		
		3002	Ø6.5mm	15	53	21	20		
			Ø7.0mm	12	44	18	16		
			Ø8.4mm	9	31	12	11		
		3003	Ø6.5mm	18	53	21	20		
			Ø7.0mm	15	44	18	16		
			Ø8.4mm	11	31	12	11		
ODYSSEY PVC-U	 180 x 57mm	Odyssey	Ø6.5mm	18	56	17	18		
			Ø7.0mm	15	47	14	15		
			Ø8.4mm	10	33	10	10		

*All calculations allow for a 45% space factor

	Bend Radius Control	Internal Bend	External Bend	FlatTee	Flat Angle	Slow Bend	For PVC-U ranges only Steel Insert Copper Spray	
	25mm & 50mm						✓	✓
		Moulded	Moulded	Moulded	Moulded	Special [#]		
		Moulded	Moulded	Fabricated	Fabricated	Special [#]		
		Moulded	Moulded	Fabricated	Fabricated	Special [#]		
	25mm & 50mm						✓	✓
		Moulded	Moulded	Moulded	Moulded	N/A [†]		
		Moulded	Moulded	Moulded	Moulded	N/A [†]		
	25mm & 50mm						N/A	N/A
		Moulded	Moulded	Fabricated	Fabricated	Special [#]		
		Moulded	Moulded	Fabricated	Fabricated	Special [#]		
		Moulded	Moulded	Fabricated	Fabricated	Special [#]		
	25mm, 50mm & 65mm						✓	✓
		Moulded	Moulded	Moulded	Moulded	N/A [†]		

[#] These products are made to special order and may be subject to minimum order quantities and longer lead times.
[†] Slow bends are not required as built-in cable guides within fittings are standard.

Data Trunking from Marshall-Tufflex

3+ compartment trunking

System	Dimensions	Cable Capacity based on typical values for Ø6.5mm, Ø7.0mm and Ø8.4mm data cables*									
			Comp 1	Comp 2		Comp 3					
				NO BOX	WITH BOX						
STERLING XL PVC-U & ALUMINIUM	 220 x 65mm	XL201 Ø6.5mm Ø7.0mm Ø8.4mm	39	67	35	39					
			33	56	29	33					
			23	39	20	23					
		XL202 Ø6.5mm Ø7.0mm Ø8.4mm	39	67	35	49					
			33	56	29	41					
			23	39	20	29					
		XL203 Ø6.5mm Ø7.0mm Ø8.4mm	49	67	35	49					
			41	56	29	41					
			29	39	20	29					
		STERLING PROFILE 4-13 PVC-U	 Profile 4 & 5: 218 x 50mm Profile 6: 269 x 50mm Profile 11, 12 & 13: 255 x 50mm	Profile 4 Ø6.5mm Ø7.0mm Ø8.4mm	NO BOX	WITH BOX	NO BOX	WITH BOX	NO BOX	WITH BOX	
					18	-	54	19	52	17	-
					15	-	45	16	43	14	-
Profile 5 Ø6.5mm Ø7.0mm Ø8.4mm	22			-	54	19	52	17	-		
	18			-	45	16	43	14	-		
	13			-	31	11	30	10	-		
Profile 6 Ø6.5mm Ø7.0mm Ø8.4mm	52			17	54	19	52	17	-		
	43			14	45	16	43	14	-		
	30			10	31	11	30	10	-		
Profile 11 Ø6.5mm Ø7.0mm Ø8.4mm	18			-	54	19	50	15	18		
	15			-	45	16	42	13	15		
	10			-	31	11	29	9	10		
Profile 12 Ø6.5mm Ø7.0mm Ø8.4mm	18			-	54	19	50	15	20		
	15			-	45	16	42	13	17		
	10			-	31	11	29	9	12		
Profile 13 Ø6.5mm Ø7.0mm Ø8.4mm	20			-	54	19	50	15	20		
	17			-	45	16	42	13	17		
	12			-	31	11	29	9	12		
ELEGANCE 170 ALUMINIUM	 170 x 55			Elegance 170 Ø6.5mm Ø7.0mm Ø8.4mm	Comp 1	Comp 2		Comp 3			
						NO BOX	WITH BOX				
					25	63	24	25			
					21	53	20	21			
	14			37	14	14					

*All calculations allow for a 45% space factor

Bend Radius Control	Internal Bend	External Bend	FlatTee	Flat Angle	Slow Bend	For PVC-U ranges only	
						Steel Insert	Copper Spray
25mm & 50mm						✓	Please contact the Technical Team on 01424 856688 for options regarding special screening requirements
	Moulded	Moulded	Fabricated	Fabricated	Special [#]		
	Moulded	Moulded	Fabricated	Fabricated	Special [#]		
	Moulded	Moulded	Fabricated	Fabricated	Special [#]		
25mm & 50mm						✓	Please contact the Technical Team on 01424 856688 for options regarding special screening requirements
	Moulded	Moulded	Fabricated	Fabricated	Special [#]		
	Moulded	Moulded	Fabricated	Fabricated	Special [#]		
	Moulded	Moulded	Fabricated	Fabricated	Special [#]		
	Moulded	Moulded	Fabricated	Fabricated	Special [#]		
	Moulded	Moulded	Fabricated	Fabricated	Special [#]		
	Moulded	Moulded	Fabricated	Fabricated	Special [#]		
25mm & 50mm						N/A	N/A
	Fabricated	Fabricated	Fabricated	Fabricated	Fabricated		

[#] These products are made to special order and may be subject to minimum order quantities and longer lead times.

[†] Slow bends are not required as built-in cable guides within fittings are standard.

Technical Information

Power and data segregation

It is important when installing power and data cables in the same installation that the installation complies with the relevant standard. If any conflicts in separation distances arise then the greater separation distance must always apply.

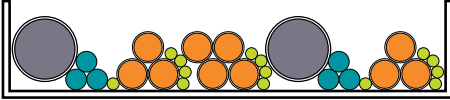
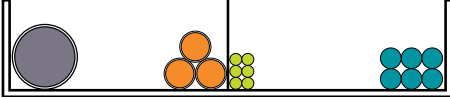

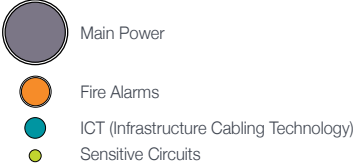
To comply with the correct separation distance between power and data cables please refer to BS EN 50174-2:2009+A2:2014 section 6.

There are a number of factors that will affect the separation distance of power and data cables these are listed below:

- Total number of power circuits
- The total load on the power circuit
- The type of data cable being installed
- The installation method of the power and data cables

Every installation is different so it is important to refer to the installation standard for each installation to ensure compliance.

Understanding segregation methods

Incorrect Installation		All cables installed in same compartment with no separation.
Correct Installation		Cables separated by means of physical barrier in accordance with BS EN 50174-2:2009+A2:2014 section 6
		Cables separated by minimum distance in accordance with BS EN 50174-2:2009+A2:2014 section 6
Key		

Types of data cable – different categories of cable

Data cables are classified in a number of different categories such as Cat 5e and Cat 6 etc. Generally speaking the higher the category number the higher the performance specification. Data cable is backwards compatible so a Cat 6 installation will always perform to a higher specification than a Cat 5 installation. The basic principle of data cable is very similar across all the different categories and is based on 4 pair twisted cable which is shielded to protect from external EMI and alien or cross talk interference from adjacent cables.

45% Cable capacity

It is important to follow the Wiring Regulations when installing cables in trunking. By following the Wiring Regulations you minimise the potential of heat rise and cable damage and maintain data throughput when installing new circuits. For further information on trunking cable capacity and grouping factors please refer to the latest BS7671 Wiring Regulations.

Data cable comparison table

Data Cable Type	Frequency	Speed	Notes
Cat 5e	Up to 100MHz	Up to 1000Mbps	Cat 5e has its limitations and will not be able to support emerging 10GBase-T Ethernet
Cat 6	Up to 250MHz	Up to 10Gbps	Cat 6 will run at a much higher performance than Cat 5e supporting more than double the speed and frequency, running to a much tighter specification.
Cat 6a	Up to 500MHz	Up to 10Gbps	Cat 6a is designed to support 10GBase-T over a maximum distance of 100 metres.
Cat 7	Up to 600MHz	Up to 10Gbps	Cat 7 and Cat 7a data cables are shielded including both the individual cables and the overall cables being screened.
Cat 7a	Up to 1000MHz	Up to 10Gbps	

Installation guidance

Laying vs pulling

It is important to consider the installation method prior to installing data cables. Incorrect method or poor installation techniques can alter the cable characteristics and degrade the overall specification of the data cable. When pulling cables into trunking systems it is important to note the manufacturer's maximum pulling force as this can reduce the minimum bend radii of the data cable. Laying data cables into a trunking system ensures that minimum bend radius can be achieved and that the data cables installed complies with the required specifications for the installation.

Types of screening available

Materials of screening

The shielding of data cables is important as this stops the signal generated within the data cable radiating and interfering with signals in nearby cables and circuitry. The shielding also protects the signal from surrounding cables and other external influences. The two main types of shielding material are metallic foil and metallic braid. A number of factors should be considered before selecting the type of shielding for an installation.

- The flexibility of the data cable
- The mechanical strength
- The required shield effectiveness
- Ease of stripping and terminating

Once the correct type of shielding has been selected it is important that the shielding is bonded correctly for it to be effective in protecting against signal interference.

Data cable types

Advantages/disadvantages

Advantages:

- Screened cables offer better protection against electromagnetic interference compared to un-screened data cables.
- Screened and unshielded cables work fine at 1Gigabit Ethernet data rates but screened data cables will outperform at data rates such as 10Gigabit due to their ability to support higher frequency transmissions.

Disadvantages:

- Unshielded data cables require a physical barrier and or separation distance between power cables must be increased.

Data aperture sizes – LJ6C and Euro modules

LJ6C data modules are suitable for use in trunking systems, floor boxes or any systems that has an industry standard LJ6C aperture. The aperture size for the LJ6C module is 22mm x 37mm but may differ slightly between manufacturers. The Euro data modules have a slightly larger aperture at 25mm x 50mm. Coordinating accessory plates can accommodate one or multiple Euro data modules.

PVC-U vs Aluminium trunking

Advantages/disadvantages

PVC-U trunking systems are low cost, light weight and can be easily fabricated whilst on site, however PVC-U is a non-conductive material so offers no protection against EMI. When using a PVC-U trunking for data installation it is important to segregate and screen the data cables from power and control cables.

This can be easily overcome by either using our range of conductive copper sprayed multi compartment trunking systems or by using the steel screening divider. Steel screening dividing strips can be easily retro fitted to an existing PVC-U trunking installation.

Aluminium trunking systems are lightweight and easy to handle and have high impact and mechanical strength compared to a PVC-U trunking systems installation. Aluminium trunking systems offer great protection against EMI especially at higher frequencies.

Both material options aid and support compliant installations.

Marshall-Tufflex Ltd
Churchfields Industrial Estate
Hastings
East Sussex
TN38 9PU
United Kingdom

T +44 (0)1424 856600

F +44 (0)1424 856611

E sales@marshall-tufflex.com

Technical Hotline: +44 (0)1424 856688

www.marshall-tufflex.com

**Republic of Ireland &
Northern Ireland distributor**

Core Electrical Ltd
17b Goldenbridge Industrial Estate,
Tyrconnell Road, Inchicore,
Dublin

T +353 (0)1453 7033

F +353 (0)1453 8911



In pursuance of our policy of continued improvement
Marshall-Tufflex reserves the right to change the design
or specification of its products without notification.

EL232/16031