

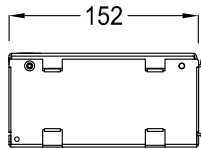
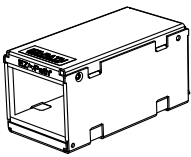
Ordering information



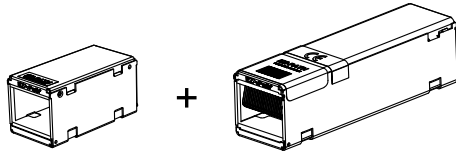
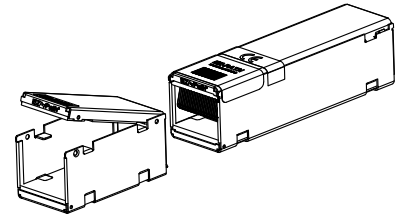
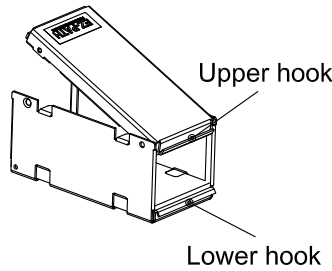
EZD33E

0.73

1

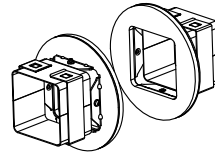


Extension to be attached to the top and bottom flanges.



CM250078
EZD33E

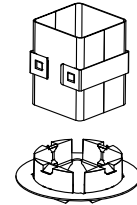
CM250018
EZD33T



Wall application

CM250240 / EZP133CWT
CM250120 / EZP233WT
CM250130 / EZP333WT
CM250140 / EZP433WT
CM250170 / EZP733WT

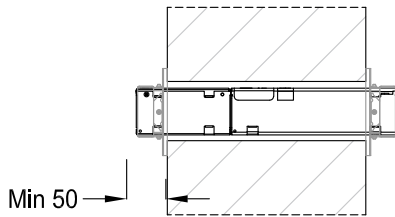
or



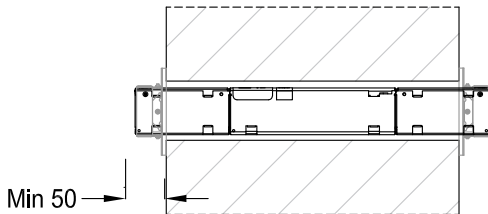
Floor application

CM250220 / EZP133KT

167 mm ≤ Wall thickness ≤ 319 mm



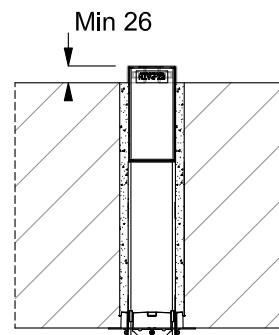
319 mm ≤ Wall thickness ≤ 471 mm



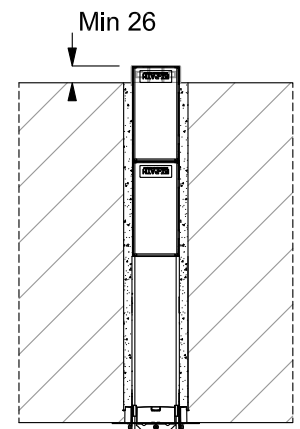
471 mm ≤ Wall thickness ≤ 623 mm : 3 x EZD33E

623 mm ≤ Wall thickness ≤ 775 mm : 4 x EZD33E

Floor thickness
243 mm ≤ ≤ 395 mm



Floor thickness
395 mm ≤ ≤ 547 mm



547 mm ≤ Floor thickness ≤ 700 mm : 3 x EZD33E

700 mm ≤ Floor thickness ≤ 852 mm : 4 x EZD33E