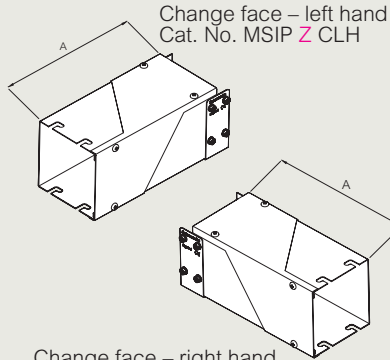
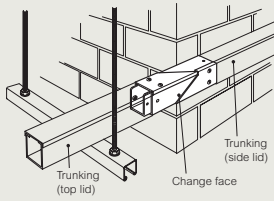


Change faces



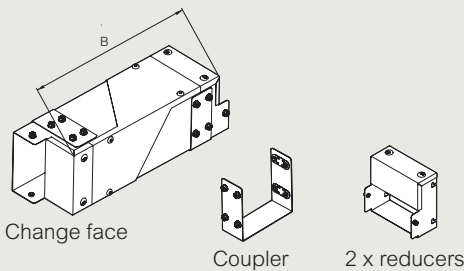
Width (mm)	A (mm)
50 x 50	165
75 x 75	190
100 x 100	215
150 x 150	265
225 x 225	300
300 x 300	375

Width refers to trunking sizes

For non-square trunking, change face units must be used in conjunction with reducers and couplers

For example :

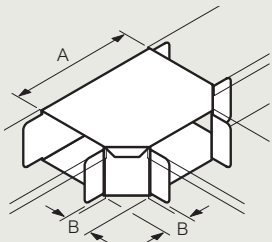
- for Cat. No. MGR62 (150 x 150 mm trunking lengths) use Cat. No. MSIP66CLH change face unit + Cat. No. MGR662R x2 reducers + Cat. No. MGR66C coupler



Trunking size (mm)	Overall length (mm)	
	A	B
50 x 50	285	
75 x 75	310	
100 x 100	335	
150 x 150	385	
225 x 225	420	
300 x 300	495	

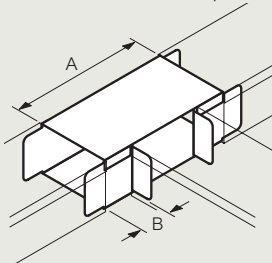
Tees

AGT top lid tee – gusset



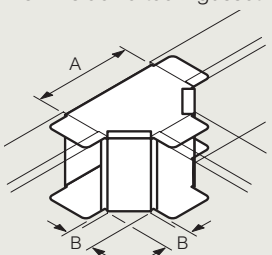
Width	A	B
50	100	25
75	125	25
100	150	25
150	200	25
225	275	25
300	350	25

AST inside lid tee – square



Width	A	B
50	120	35
75	145	35
100	170	35
150	220	35
225	295	35
300	370	35

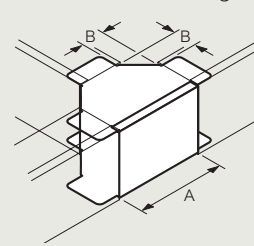
BGT inside lid tee – gusset



Up to 150 wide			225 and 300 wide		
Depth	A	B	Depth	A	B
50	120	35	50	162	35
75	145	35	75	187	35
100	170	35	100	212	35
150	220	35	150	262	35
			225	337	35
			300	412	35

Tees (continued)

CGT outside lid tee – gusset



Up to 150 wide

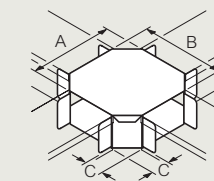
Depth	A	B
50	100	25
75	125	25
100	150	25
150	200	25

225 and 300 wide

Depth	A	B
50	100	25
75	125	25
100	150	25
150	200	25
225	275	25
300	350	25

Crossovers

AGX crossover

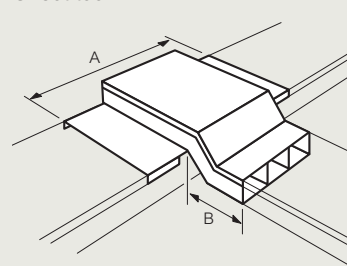


Width	A	B	C
50	100	100	25
75	125	125	25
100	150	150	25
150	200	200	25
225	275	275	25
300	350	350	25

Dimensions are identical for single and multi-compartment

Offset tees and crossovers

Offset tee

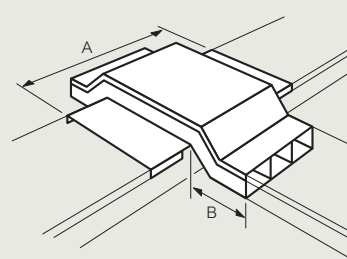


Width and branch of tee	A
50	150
75	175
100	200
150	250
225	325
300	400

Depth of through trunking	B
50	130
75	160
100	196
150	266
225	373
300	478

Note : There is no loss of cable capacity when using offset tees and crossovers

Offset crossover



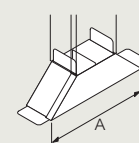
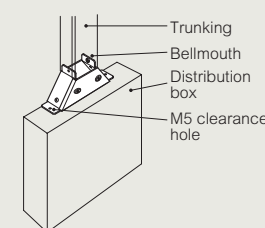
Width of crossover	A
50	150
75	175
100	200
150	250
225	325
300	400

Depth of through trunking	B
50	130
75	160
100	196
150	266
225	373
300	478

Width and Depth refer to trunking sizes
Dimensions are identical for single and multi-compartment

Each offset tee is supplied complete with fixing bracket and M5 pozi pan head screw and nut
Offset tees can be inverted to allow cables to branch off on opposite sides of trunking

Bellmouths



Width	A
50	147
75	172
100	197
150	247
225	322
300	397

Width refers to trunking sizes
Dimensions are identical for single and multi-compartment

All dimensions (mm) are nominal