

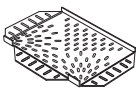
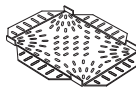
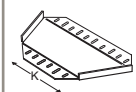
Swifts® SS light duty and MRF medium duty

cable tray systems

SS LIGHT DUTY									
	TRAY		COUPLERS	FITTINGS					
	Widths (mm)	Straight lengths (3 m) F = finish	Coupler sets F = finish No separate couplers are needed, p. 16	Universal bracket F = finish No universal brackets are available on SS light duty	90° Flat bends ¹ F = finish	Adjustable bends F = finish No adjustable bends are available on SS light duty	90° Inside risers F = finish	90° Outside risers F = finish	Adjustable risers F = finish
SS LIGHT DUTY	50	SSL 50 F	–	–	SSB 50 F	–	SSIR 50 F	SSOR 50 F	SSAR 50 F
	75	SSL 75 F	–	–	SSB 75 F	–	SSIR 75 F	SSOR 75 F	SSAR 75 F
	100	SSL 100 F	–	–	SSB 100 F	–	SSIR 100 F	SSOR 100 F	SSAR 100 F
	150	SSL 150 F	–	–	SSB 150 F	–	SSIR 150 F	SSOR 150 F	SSAR 150 F
	225	SSL 225 F	–	–	SSB 225 F	–	SSIR 225 F	SSOR 225 F	SSAR 225 F
	300	SSL 300 F	–	–	SSB 300 F	–	SSIR 300 F	SSOR 300 F	SSAR 300 F

MRF MEDIUM DUTY									
	TRAY		COUPLERS	FITTINGS					
	Widths (mm)	Straight lengths (3 m) F = finish	Coupler sets F = finish	Universal bracket F = finish	90° Flat bends ¹ F = finish	Adjustable bends F = finish	90° inside risers ¹ F = finish	90° outside risers ¹ F = finish	Adjustable risers ² F = finish
MRF MEDIUM DUTY	50	MRFL 50 F	MRFC50 F	MRFUB F	MRFB 50 F	MRFAB 50 F	MRFIR 50 F	MRFOR 50 F	MRFAR 50 F
	75	MRFL 75 F	MRFC F	MRFUB F	MRFB 75 F	MRFAB 75 F	MRFIR 75 F	MRFOR 75 F	MRFAR 75 F
	100	MRFL 100 F	MRFC F	MRFUB F	MRFB 100 F	MRFAB 100 F	MRFIR 100 F	MRFOR 100 F	MRFAR 100 F
	150	MRFL 150 F	MRFC F	MRFUB F	MRFB 150 F	MRFAB 150 F	MRFIR 150 F	MRFOR 150 F	MRFAR 150 F
	225	MRFL 225 F	MRFC F	MRFUB F	MRFB 225 F	MRFAB 225 F	MRFIR 225 F	MRFOR 225 F	MRFAR 225 F
	300	MRFL 300 F	MRFC F	MRFUB F	MRFB 300 F	MRFAB 300 F	MRFIR 300 F	MRFOR 300 F	MRFAR 300 F
	450	MRFL 450 F	MRFC F	MRFUB F	MRFB 450 F	–	MRFIR 450 F	MRFOR 450 F	MRFAR 450 F
	600	MRFL 600 F	MRFC F	MRFUB F	MRFB 600 F	–	MRFIR 600 F	MRFOR 600 F	MRFAR 600 F
	750	MRFL 750 F	MRFC F	MRFUB F	MRFB 750 F	–	MRFIR 750 F	MRFOR 750 F	MRFAR 750 F
	900	MRFL 900 F	MRFC F	MRFUB F	MRFB 900 F	–	MRFIR 900 F	MRFOR 900 F	MRFAR 900 F

1 : 60°, 45° and 30° angles need to have angle included in order code, ie. MRFB 300 60 G
 2 : Extra long adjustable risers also available. Code as adjustable riser and insert X. Example : MRFAXRWF (see p. 19)


FITTINGS			
Equal tees F = finish 	Unequal tees B = branch F = finish No unequal tees are available on SS light duty	4 way crosspieces F = finish 	Straight reducers K = reduced width F = finish 
SST 50 F	-	SSX 50 F	-
SST 75 F	-	SSX 75 F	SSR 75 K F
SST 100 F	-	SSX 100 F	SSR 100 K F
SST 150 F	-	SSX 150 F	SSR 150 K F
SST 225 F	-	SSX 225 F	SSR 225 K F
SST 300 F	-	SSX 300 F	SSR 300 K F

Key : selecting SS light duty fittings


Replace the letters shown in red with your choice from the following options :
A = Angle (°) : 60, 45 and 30 (90 standard and does not need to be included in order code)

F = Finish : **G** (hot dip galvanised after manufacture), **PG** (pre-galvanised steel), **S** (stainless steel)

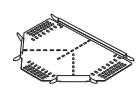
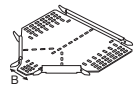
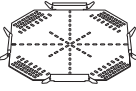

K = Narrowed width when using a reducer (mm) :
 50, 75, 100, 150, 225



Adjustable riser. See p. 17



Flat bend. See p. 16

FITTINGS			
Equal tees F = finish 	Unequal tees B = branch F = finish 	4 way crosspieces F = finish 	Straight reducers K = reduced width F = finish 
MRFT 50 F	MRFUT 50 B F	MRFX 50 F	-
MRFT 75 F	MRFUT 75 B F	MRFX 75 F	MRFR 75 K F
MRFT 100 F	MRFUT 100 B F	MRFX 100 F	MRFR 100 K F
MRFT 150 F	MRFUT 150 B F	MRFX 150 F	MRFR 150 K F
MRFT225 F	MRFUT 225 B F	MRFX 225 F	MRFR 225 K F
MRFT 300 F	MRFUT 300 B F	MRFX 300 F	MRFR 300 K F
MRFT 450 F	MRFUT 450 B F	MRFX 450 F	MRFR 450 K F
MRFT 600 F	MRFUT 600 B F	MRFX 600 F	MRFR 600 K F
MRFT 750 F	MRFUT 750 B F	MRFX 750 F	MRFR 750 K F
MRFT 900 F	MRFUT 900 B F	MRFX 900 F	MRFR 900 K F


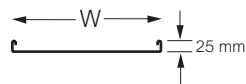
Key : selecting MRF medium duty fittings

Replace the letters shown in red with your choice from the following options :
A = Angle (°) : 60, 45 and 30 (90 standard and does not need to be included in order code)


B = Branch width (mm) : 50, 75, 100, 150, 225, 300, 450, 600, 750

F = Finish : **G** (hot dip galvanised after manufacture), **D** (deep galvanised steel), **PG** (pre-galvanised steel), **S** (stainless steel), **E** (powder coated black RAL 9005)

K = Narrowed width when using a reducer (mm) :
 50, 75, 100, 150, 225, 300, 450, 600, 750



Inside riser. See p. 19



Flat bend. See p. 19