


# Cable Management



Schneider Electric's complete cable management buyers' guide



# Cable management solutions

## Perimeter trunking

An innovative range of trunking solutions for even the most demanding of installations. The Ultimate and Cableline ranges are designed to be flexible and adaptable for changing installation requirements.

## Wiring accessories

Schneider Electric provide a comprehensive range of wiring accessories that guarantee quality, flexibility, safety and performance with practical features that save the installer time and energy.

## Bench trunking

Schneider Electric provide a comprehensive range of bench mounted power distribution units for laboratories, workshops and industrial manufacturing.

## Powerpoles & posts

Powerpoles and posts are a highly cost effective solution for providing electrical and communication services to large open plan office spaces. Our poles and posts combine robust design and stylish profiles, alongside flexibility of relocation and retro fit mounting boxes.

## Desk solutions

We offer a range of desk cable management solutions including under desk, through desk and on desk power systems. Power distribution units are designed specifically for office furniture and screens.

## Flooring systems

Schneider Electric's range of cable management flooring systems consists of floor boxes, slab boxes, floor grommet, underscreed trunking and flush screed trunking.

Ultimately....  
**the choice is yours....**






# Contents







<b>Perimeter trunking</b>	
Ultimate range .....	7
Cableline range .....	21
Consort range.....	39
AT Series (Aluminium).....	49
<hr/>	
<b>Wiring accessories</b>	
Ultimate white moulded .....	52
Ultimate flat plate .....	57
Part M .....	61
<hr/>	
<b>Bench trunking</b>	
Trunking .....	65
Fittings .....	67
Units .....	68
<hr/>	
<b>Powerpoles &amp; posts</b>	
Powerpole .....	72
Powerpost .....	73
<hr/>	
<b>Desk solutions</b>	
IDU - In-Desk Units.....	76
FDU - Flush Desk Units .....	77
PTU - Pop Up Tower Units.....	78
ODU - On-Desk Units .....	79
UDU - Under Desk Units .....	80
Select Custom Modules.....	81
GST Power Leads and Connectors .....	83
<hr/>	
<b>Flooring systems</b>	
Floor boxes .....	78
Floor trunking.....	86
<hr/>	
<b>Trunking and conduit</b>	
Trunking .....	102
Conduit .....	112
<hr/>	
Technical information .....	121
Product index .....	134

For more information call us on 0870 608 8 608  
or click on [www.schneider-electric.com/uk](http://www.schneider-electric.com/uk)

# Cable management product selector

## uPVC perimeter trunking

Range	Ultimate 60	Ultimate 62	Cableline 50		
					
Compartments	3	2	3	3	3
Size	150 x 60mm	190 x 62mm	180 x 52mm	180 X 52mm	180 X 52mm
Length	3 Metre	3 Metre	3 Metre	3 Metre	3 Metre
<b>Trunking</b>	CA3W	CU2W	DP3W	ER3W	EL3W
Spare lid centre	CLL3W		CLL3W	CLL3W	CLL3W
Spare lid top	CAN3W	CLL3W	DPN3W	DPN3W	ELN3W
Spare lid bottom	CAN3W	DLN2W	DPN3W	ELN3W	ELN3W
Divider		CUD2W			
Spacing lid cover	CCS3W	CCS3W	CCS3W	CCS3W	CCS3W
External angle	CAX3W	CUXB2W	DPX3W	ERX3W	ELX3W
Internal angle	CAI3W	CUIB2W	DPI3W	ERI3W	ELI3W
Flat angle both (riser / dropper)	CAF3W	(CUF2RW CUF2DW)	DPF3W	(ERF3CW ERF3RW)	ELF3W
Flat tee (riser/dropper)	CAT3W	(CUT2RW CUT2DW)	DPT3W	ERT3W	ELT3W
Joint cover (coupler)	CAJ3W	CUJ2W	DPJ3W	ERJ3W	ELJ3W
End cap/stop end (LH/RH)	CAS3W	(CUS2LW CUS2RW)	DPE3W	(ERS3LW ERS3RW)	ELS3W
Data cable guide (ext angle)			DCGA	DCGA	DCGA
Ultimate 60 to delta converter	CAC3W				
Screening divider	SS60	SS43	SS34	SS34	SS34
Screening divider - int/ext angle	SSI60 / SSX60	SSI43 / SSX43			
Crossover unit			DLO3	DLO3	DLO3
Cable hanger			CLH3	CLH3	CLH3
Cable retainers centre			DLC3M	DLC3M	DLC3M
Cable retainers - chamfered outer			DPC3T	DPC3T	
Cable retainers - radius outer				DSC3T	DSC3T
Oval bell mouth bush	BMB	BMB			
Earth tags	SET1	SET1	SET1	SET1	SET1
Mini trunking adapters 16 x 16mm	CLA31W	CLA31W	CLA31W	CLA31W	CLA31W
Mini trunking adapters 25 x 16mm	CLA32W	CLA32W	CLA32W	CLA32W	CLA32W
<b>Socket mounting boxes</b>					
1G 25mm	CLB31W	CLB31W	CLB31W	CLB31W	CLB31W
1G 35mm	CLB41W	CLB41W	CLB41W	CLB41W	CLB41W
1G 50mm	CLB51W	CLB51W			
2G 25mm	CLB32W	CLB32W	CLB32W	CLB32W	CLB32W
2G 35mm	CLB42W	CLB42W	CLB42W	CLB42W	CLB42W
2G 50mm	CLB52W	CLB52W			
<b>DDA plates</b>					
DDA plate Blue 1G/2G	DDA1BL DDA2BL	DDA1BL DDA2BL	DDA1BL DDA2BL	DDA1BL DDA2BL	DDA1BL DDA2BL
DDA plate Grey 1G/2G	DDA1CH DDA2CH	DDA1CH DDA2CH	DDA1CH DDA2CH	DDA1CH DDA2CH	DDA1CH DDA2CH
DDA compliant lid	CLL3G	CLL3G	CLL3G	CLL3G	CLL3G

Cableline duo	Cableline 40			Delta 105	Carlton
					
2	3	3	3	1	2
210 x 52mm	145 x 40mm	145 x 40mm	145 x 40mm	100 x 50mm	80 x 22mm
3 Meter	3 Metre	3 Metre	3 Metre	3 Metre	3 Metre
EP2W	CP3W	CS3W	CL3W	DA105W	SK82W
CLL3W	CLL3W	CLL3W	CLL3W		
	CSN3W	CSN3W	CLN3W		
	CSN3W	CLN3W	CLN3W		
EPD2W				DAHD105W	
	CCS3W	CCS3W	CCS3W		
EPX2W	CPX3W	CSX3W	CLX3W	DAX105W	SKE82W
EPI2W	CPI3W	CSI3W	CLI3W	DAI105W	SKI82W
EPF2W	CPF3W	(CSF3CW CSF3RW)	CLF3W	DAF105W	
EPT2W	CPT3W	(CST3CW CST3RW)	CLT3W	DAT105W	
EPJ2W	CPJ3W	CSJ3W	CLJ3W	DAJ105W	SKJ82W
EPS2W	CPS3W	(CSS3LW CSS3RW)	CLS3W/ CLE3W	DAS105W	(SKL82W SKR82W)
DCGA					
SS34	SS23	SS23	SS23	SS105 SSI105 / SSX105	
DLO3	CLO3	CLO3	CLO3		SKC82W
CLH3	CLH3	CLH3	CLH3		
DLC3M	CLC3M	CLC3M	CLC3M		
	CSC3T	CSC3T			
		CLC3T	CLC3T		
SET1	SET1	SET1	SET1	SET1	
CLA31W	CLA31W	CLA31W	CLA31W	MFC1W	
CLA32W	CLA32W	CLA32W	CLA32W	MFC2W	SKM822W
	CLB31W	CLB31W	CLB31W	CTB11W CTB21W	SKB21W (external)
CLB32W	CLB32W	CLB32W	CLB32W	CTB12W	
CLB42W				CTB22W	SKB22W (external)
DDA1BL	DDA1BL	DDA1BL	DDA1BL	DDA1BL	
DDA2BL	DDA2BL	DDA2BL	DDA2BL	DDA2BL	
DDA1CH	DDA1CH	DDA1CH	DDA1CH	DDA1CH	
DDA2CH	DDA2CH	DDA2CH	DDA2CH	DDA2CH	
CLL3G	CLL3G	CLL3G	CLL3G	CLL3G	

# The perfect combination





## Ultimate range

Ultimate perimeter trunking is the perfect combination of innovative features and experienced manufacturing.

It delivers an effective, attractive and cost-efficient cable management solution for a wide range of projects.

### Features & benefits:

#### Ease of installation:

Less time spent on installations with time saving features such as pre-drilled fixing holes, flexible bends. Lids and bases are also supplied loose.

#### First class service:

Schneider Electric and our network of distribution partners offer a first class service to contractors. We are able to deliver within 24 hours with high levels of stock to ensure we never let you down.

#### UK manufacture:

Every length and accessory in the Ultimate perimeter range is manufactured in the UK, ensuring excellent quality through the latest production techniques.

#### Functionality:

Stylish design with increased functionality such as flexible bends and generous cable capacity.

Ultimate 60

Ultimate 62



# Ultimate 60

Ultimate 60 is Schneider Electric's premium uPVC cable management offer, and is packed with features and benefits to make installation easier.

We have put our years of manufacturing experience into ensuring our products meet the demanding needs of modern cabling installations.

## End caps

Moulded end caps provide a neat finish to a run of trunking, ensuring all cables are contained safely. Ultimate 60 end caps have screw fittings for added security.

## Screw fitting


The majority of fittings for Ultimate 60 are designed with screw fixings for additional security. All screw fittings are covered with a removable screw cap.

## Pre drilled bases

The pre drilled base in Ultimate 60 provides ease and speed of installation.

## Socket mounted boxes

Ultimate 60 will comfortably house either 25mm, 35mm or 50mm socket mounting boxes, available in either 1 or 2 gang.





**Flat tee (not shown)**

Fully moulded one piece tees can be used to take trunking from horizontal to vertical in one smooth movement. Multi configurable tee bridge inserts can be used in any combination making routing extremely flexible. Tees are designed with styling lines to complement those of the adjustable bends.

**Internal corner**

Adjustable internal bend allowing movement of +/- 5°, whilst allowing for a true 50mm bend radius to be maintained. These flexible bends ensure that the installation is neat and tidy even where surface irregularity appears.

**Profile**

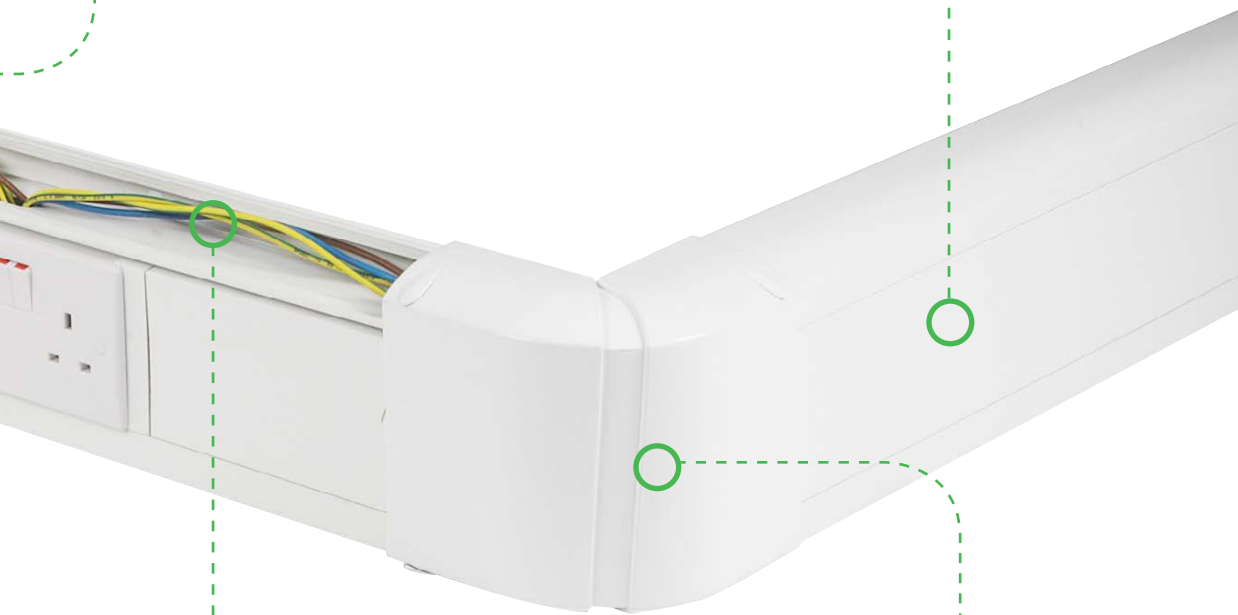
With dimensions of 150mm x 60mm, Ultimate 60 has large cable capacity and is ideal for use in CAT6, CAT6a and CAT7 cable installations. Despite its high capacity Ultimate 60 has a sleek and contemporary design.

**External corner**

Adjustable external bend allowing movement of +/- 5°, whilst allowing for a true 50mm bend radius to be maintained. These flexible bends ensure that the installation is neat and tidy even where surface irregularity appears.

**Lids supplied loose**

Both top and bottom lids are supplied loose with the trunking body to speed up the installation process.



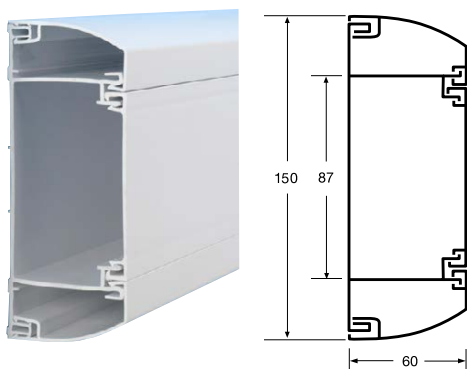
# Ultimate 60

Ultimate 60 is a 3 compartment trunking system with a stylish profile.

Ultimate 60 has been designed for use in power and high density CAT5e, CAT6, shielded and 10Gig structured cabling solutions. With adjustable bends and a multi-configurable tee, Ultimate 60 has a sleek and contemporary style.

### Technical data

- Colour: white. RAL colour options available
- 3m lengths
- 3 compartments
- Pre-drilled holes
- 150 x 60mm
- Adjustable bends allow movement of +/- 5°
- Multi-configurable tee allow for 50mm bend radius to be maintained
- Facility to accommodate up to 59 UTP OR 44 STP CAT6 data cables
- Accommodates socket mounting boxes up to 50mm deep
- Screw fit fittings
- Pre-punched steel divider where screening is required
- Meets and exceeds requirements of European and International Data Standards
- Accepts all leading wiring accessories
- Lower lid acts as cable shelf during installation
- Cable capacities shown in technical section
- BS EN 50085-1, BS EN 50085-2-1, BS4678 Pt4, BS7671 (IET Regulations), BS6701, BS EN 50173-1, ANSI/TIA/EIA568B, TIA569B & ISO/IEC11801
- Part M DDA compliancy available
- Antimicrobial available



**Cat 6 Compliancy**  
 The Ultimate 60 trunking system accommodates high density data installations with a depth of 60mm holding up to 59 UTP or 44 STP data cables in the centre compartment.

### Trunking assembly

Ref	Packed
CA3W	2 x 3m

### Trunking assembly complete with grey lid

Ref	Packed
CA3WCLL3G	2 x 3m

Part M - DDA  
compliant

Antimicrobial  
available


### Spacing lid cover

Ref	Packed
CCS3W	10

### Spare lid

Ref		Packed
CLL3W	Centre lid	2 x 3m
CAN3W	Outer lid	2 x 3m

# Ultimate 60 fittings



## External angle - adjustable (+/-5°)

Ref	Packed
CAX3W	1

## Internal angle - adjustable (+/-5°)

Ref	Packed
CAI3W	1

## Joint cover

Ref	Packed
CAJ3W	2

## End caps

Ref	Packed
CAS3W	2

## Flat angle

Ref	Packed
CAF3W	1

## Flat tee

Ref	Packed
CAT3W	1

Note: Flat tee is supplied with 1xCATB1W and 1xCATB2W.

Spares: Tee bridges (CATB1W and CATB2W) along with screw caps (CASC) are also available.

## Ultimate 60 to Delta converter

Ref	Packed
CAC3W	1

## Screening divider

Ref	Type	Packed
SS60	43mm x 1mm	4 x 1.5 m


For continued screening divider around external/internal angles.

Ref	Type	Packed
SSX60	Ext	1
SSI60	Int	1

## Earth tags

Ref	Packed
SET1	10

# Ultimate 60 fittings



## Oval bell mouth bush

Ref	Packed
<b>BMB</b>	10

Note: Where cabling passes through knockouts, a bell mouth bush can be supplied which fits into the knockouts preventing any potential snagging of sensitive cabling.

## DDA plate

Ref	Description	Colour	Colour Ref	Packed
DDA1BL	1 gang	Traffic Blue	RAL5017	10
DDA2BL	2 gang	Traffic Blue	RAL5017	10
DDA1CH	1 gang	Charcoal Grey	BS10A11	10
DDA2CH	2 gang	Charcoal Grey	BS10A11	10

## DDA compliant lid

Ref	Colour	Packed
CLL3G	Grey	2 x 3m

## Socket mounting boxes - white

Ref	Size	Packed
CLB31W	1 gang 25mm deep	10
CLB314W	1 gang vertical mounting box 25mm deep	10
CLB41W	1 gang 35mm deep	10
CLB51W	1 gang 50mm deep	10
CLB32W	2 gang 25mm deep	10
CLB42W	2 gang 35mm deep	10
CLB52W	2 gang 50mm deep	10

## Screened socket mounting boxes

Ref	Size	Packed
CLBS1W	1 gang 25mm deep	10
CLBS14W	1 gang vertical mounting box 25mm deep	10
CLBS3W	1 gang 35mm deep	10
CLBS5W	1 gang 50mm deep	10
CLBS2W	2 gang 25mm deep	10
CLBS4W	2 gang 35mm deep	10
CLBS6W	2 gang 50mm deep	10

## MCB/RCD housing

Ref	Profile	Packed
DCH3W	Housing unit only	1
DCHC3W	Housing unit only with cover	1

Complete with DIN mounting rail. (See technical section for MCB/RCD suitability).

# Ultimate 60 fittings



## Extension collars

Ref	Size	Packed
CEC110W	1 gang 10mm deep	10
CEC119W	1 gang 19mm deep	10
CEC210W	2 gang 10mm deep	10
CEC219W	2 gang 19mm deep	10

## Socket mounting plate

Ref	Size	Packed
CTMP1W	1 gang	15
CTMP2W	2 gang	10

## Mounting frames

Ref	Size	Packed
ATMF451W	1 gang	15
ATMF452W	2 gang	10

## Mini trunking adaptors - self adhesive

Ref	Size	Packed
CLA31W	16 x 16mm	5
CLA32W	25 x 16mm	5

Note: Images for illustration purposes only.





# Ultimate 62

Ultimate 62 has been designed to support and maintain the integrity of your data solution.

The trunking offers a modern curved profile with a dedicated data compartment with capacity for up to 42 Cat 6 cables.

## Features & benefits:

### End user

- Dedicated compartment for data cabling holds up to 42 CAT6 cables
- Standard fittings provide for 50mm minimum bend radius
- Screw fix fittings provide added security and reduce the risk of damage to installations
- Part M DDA compliancy available including DDA plates or compliant wiring accessories
- Standard colour white, other RAL colour options available

### Installer

- Deeper profile 190mm x 62mm for ease of cable installation
- Pre-punched steel divider for compartment segregation
- Accommodates socket boxes up to 50mm deep
- Standard 3 metre lengths, other lengths available on request
- Available pre-wired to save time
- Pre drilled base for ease of installation

Trunking

Fittings



# Ultimate 62

Cabling infrastructure solutions in today’s market are driving towards greater networking speeds.

An effective cable management solution is crucial to maintaining the performance of the network. Schneider Electric’s new Ultimate 62 trunking has been designed to support and maintain the integrity of your data solution. Ultimate 62 meets and exceeds the requirements for ANSI/TIA/EIA568B, ISO/IEC11801 and EN50174-2.

With a dedicated data compartment and a depth of 62mm, Ultimate 62 can offer a 50mm bend radius for internal and external bends, flat angles and tees, whilst incorporating an elegant and stylish look. This makes Ultimate 62 a totally integrated solution for CAT5e, CAT6, CAT7 and fibre optic cables.

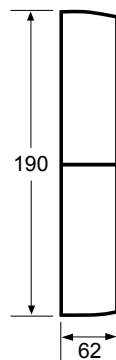


### Technical data

- Material: uPVC
- Colour: white. RAL colour options available
- 3m lengths
- 2 compartments
- Pre-drilled base
- Deeper profile 190 x 62mm
- Standard fittings provided for 50mm minimum bend radius
- Dedicated compartment for data cabling - holds up to 48 UTP or 42 STP CAT6 data cables
- Screw fix for fittings giving added security
- Accommodates socket mounting boxes up to 50mm deep
- Accepts all leading wiring accessories
- Increased depth allows for extra capacity for CAT5e, CAT6, CAT6 Augmented, CAT7 data and fibre optic cabling
- Cable capacities shown in technical section
- Meets and exceeds ANSI/TIA/EIA568B, ISO/IEC 11801 and EN50174-2
- Optional 60mm divider for top compartment
- Pre-punched steel divider for compartment divider
- BS EN 50085-1, BS EN 50085-2-1, BS4678 Pt4, BS7671 (IET Regulations), BS6701, BS EN 50173-1, ANSI/TIA/EIA568B, TIA569B & ISO/IEC11801
- Available pre-wired
- Part M DDA compliancy available
- Antimicrobial available

### Cat 6 Compliancy

The Ultimate 62 trunking system has a dedicated compartment for data cabling with depth of 60mm that can hold up to 48 UTP or 42 STP CAT6 cables.



### Trunking assembly

Ref	Packed
CU2W	2 x 3m
Supplied with 30mm deep power divider	

### Trunking assembly complete with upper grey lid

Ref	Packed
CU2WCLL3G	2 x 3m

Part M - DDA compliant

Antimicrobial available

# Ultimate 62 fittings



## Divider

Ref	Packed
CUD2W	16 x 1.5m

## Spacing Lid cover

Ref	Packed
CCS3W	10

## Spare Lid packs

Ref	Description	Packed
CLL3W	Top (larger)	2 x 3m
DLN2W	Bottom (smaller)	2 x 3m



## External angle

Ref	Packed
CUXB2W	1

Cover and back section for screw fix.



## Internal angle

Ref	Packed
CUIB2W	1

Cover and back section for screw fix.



## Joint cover

Ref	Packed
CUJ2W	1



## End caps

Ref		Packed
CUS2LW	LH	2
CUS2RW	RH	2



## Flat angle

Ref		Packed
CUF2RW	Riser	1
CUF2DW	Dropper	1

Complete with integral data cable guides.

# Ultimate 62 fittings



## Flat tee

Ref		Packed
CUT2RW	Riser	1
CUT2DW	Dropper	1

Complete with integral data cable guides.

## Screening divider

Ref	Type	Packed
SS43	43mm x 1mm	4 x 1.5m

With oval knockouts at 300mm intervals.



## Continued screening

Ref		Packed
SSX43	External	1
SSI43	Internal	1

For continued screening around external/internal angles.



## Earth tags

Ref		Packed
SET1		10

## Oval bell mouth bush

Ref	Packed
BMB	10

**Note:** Where cabling passes through knockouts, a bell mouth bush can be supplied which fits into the knockouts preventing any potential snagging of sensitive cabling.



## DDA plate

Ref	Description	Colour	Colour Ref	Packed
DDA1BL	1 gang	Traffic Blue	RAL5017	10
DDA2BL	2 gang	Traffic Blue	RAL5017	10
DDA1CH	1 gang	Charcoal Grey	BS10A11	10
DDA2CH	2 gang	Charcoal Grey	BS10A11	10

## DDA compliant lid

Ref		Colour	Packed
CLL3G		Grey	2x3m

# Ultimate 62 fittings



## Socket mounting boxes - white

Ref	Size	Packed
CLB31W	1 gang 25mm deep	10
CLB314W	1 gang vertical mounting box 25mm deep	10
CLB41W	1 gang 35mm deep	10
CLB51W	1 gang 50mm deep	10
CLB32W	2 gang 25mm deep	10
CLB42W	2 gang 35mm deep	10
CLB52W	2 gang 50mm deep	10

## Screened socket mounting boxes

Ref	Size	Packed
CLBS1W	1 gang 25mm deep	10
CLBS14W	1 gang vertical mounting box 25mm deep	10
CLBS3W	1 gang 35mm deep	10
CLBS5W	1 gang 50mm deep	10
CLBS2W	2 gang 25mm deep	10
CLBS4W	2 gang 35mm deep	10
CLBS6W	2 gang 50mm deep	10

## MCB/RCD housing

Ref	Profile	Packed
DCH3W	Housing Unit only	1
DCHC3W	Housing Unit only with cover	1

Complete with DIN mounting rail (see technical section for MCB/RCD suitability).

## Extension collars

Ref	Size	Packed
CEC110W	1 gang 10mm deep	10
CEC119W	1 gang 19mm deep	10
CEC210W	2 gang 10mm deep	10
CEC219W	2 gang 19mm deep	10

## Socket mounting plate

Ref	Size	Packed
CTMP1W	1 gang	15
CTMP2W	2 gang	10

## Mounting frames

Ref	Size	Packed
ATMF451W	1 gang	15
ATMF452W	2 gang	10

For 45 x 45mm accessories.

## Mini Trunking adaptors - self adhesive

Ref	Size	Packed
CLA31W	16 x 16mm	5
CLA32W	25 x 16mm	5

Note: Images for illustration purposes only.





# Cableine Duo

A large capacity trunking system principally for structured cabling installations

## Features & benefits:

- 210 x 52mm High Impact Thermoplastic Profile
- 2 compartments offering increased cabling capacity
- Secure screw-on corner fittings
- Accepts all leading wiring accessories

Trunking

Fittings



# Cableline Duo

A large capacity trunking system principally for structured cabling installations.

- 210 x 52mm High Impact Thermoplastic Profile
- 2 compartments offering increased cabling capacity
- Secure screw-on corner fittings
- Accepts all leading wiring accessories



## Technical data

- 2 compartment profile offering increased cabling capacity
- Can be sub-divided
- Screw-on corner fittings for added security
- Accepts all leading wiring accessories
- Accommodates 25mm and 35mm deep boxes to accept a wider range of accessories
- Optional data cable guides enables cables to maintain a minimum 50mm bend radii
- BS EN 50085-1, BS EN 50085-2-1, BS4678 Pt4, BS7671 (IET Regulations), BS6701, BS EN 50173-1, BS EN 50174-2, ANSI/TIA/EIA568B & ISO/IEC11801

## Trunking assembly

Ref	Packed
EP2W	2 x 3m

## Divider

Ref	Packed
EPD2W	16 x 1.5m

## Spacing Lid cover

Ref	Packed
CCS3W	10

## Spare Lid packs

Ref	Description	Packed
CLL3W		2 x 3m



# Cableline Duo components



## External angle

Ref		Packed
EPX2W		1
inc. continuity pieces		



## External Angle Data Cable Guide

Ref		Packed
EPDCG1W		1



## Internal angle

Ref		Packed
EPI2W		1
Cover and back section for screw fix.		



## Joint cover

Ref		Packed
EPJ2W		2



## End caps

Ref		Packed
EPS2W		2



## Flat Angled Unit

Ref		Packed
EPF2W		1



## Data Cable Guide

Ref		Packed
DCGA		2

# Cableline Duo fittings



## Flat tee

Ref	Packed
EPT2W	1

Includes two crossover units Ref. DLO3

## Screening divider

Ref	Type	Packed
SS43	34mm x 1mm	4 x 1.5m

## Earth Tags

Ref	Packed
SET1	10

## Socket mounting boxes - white

Ref	Size	Packed
CLB31W	1 gang 25mm deep	10
CLB314W	1 gang vertical mounting box 25mm deep	10
CLB41W	1 gang 35mm deep	10
CLB32W	2 gang 25mm deep	10
CLB42W	2 gang 35mm deep	10

## Screened socket mounting boxes

Ref	Size	Packed
CLBS1W	1 gang 25mm deep	10
CLBS14W	1 gang vertical mounting box 25mm deep	10
CLBS3W	1 gang 35mm deep	10
CLBS2W	2 gang 25mm deep	10
CLBS4W	2 gang 35mm deep	10

## MCB/RCD housing

Ref	Profile	Packed
DCH3W	Housing Unit only	1
DCHC3W	Housing Unit only with cover	1

Complete with DIN mounting rail (see technical section for MCB/RCD suitability).

# Cableline Duo fittings



## Extension collars

Ref	Size	Packed
CEC110W	1 gang 10mm deep	10
CEC119W	1 gang 19mm deep	10
CEC210W	2 gang 10mm deep	10
CEC219W	2 gang 19mm deep	10

## Socket mounting plate

Ref	Size	Packed
CTMP1W	1 gang	15
CTMP2W	2 gang	10

## Mounting frames

Ref	Size	Packed
ATMF451W	1 gang	15
ATMF452W	2 gang	10
For 45 x 45mm accessories.		

## Crossover Unit

Ref	Size	Packed
DL03	For Cableline 50	5

## Mini Trunking adaptors - self adhesive

Ref	Size	Packed
CLA31W	16 x 16mm	5
CLA32W	25 x 16mm	5
Note: Images for illustration purposes only.		

## Cable hanger - white

Ref	Size	Packed
CLH3		10
Note Images are for illustration purposes only. Fittings will vary according to profile selected.		

## Cable Retainers

Ref	Size	Packed
EPC2W		10



## Cableline 50

With 3 functional profiles available Cableline 50 trunking offers a high quality medium sized perimeter trunking solution.

The range accommodates both 25mm and 35mm deep boxes, and is complemented by Schneider Electric's wiring accessories range.

### Features & benefits:

#### End user

- 180mm x 52mm profiles, 3 compartment
- 3 profile styles available
- Part M DDA compliancy available including grey centre lids, DDA plates or compliant wiring accessories
- Screw on corner fittings provide added security and reduce the risk of damage to installations
- Optional data cable guides enable cable to maintain a minimum bend radius

#### Installer

- Easy 'snap fit' lids and bases
- Accommodates both 25mm and 35mm deep boxes for a range of accessories
- Standard 3 metre lengths, other lengths available on request
- Pre drilled base for ease of installation

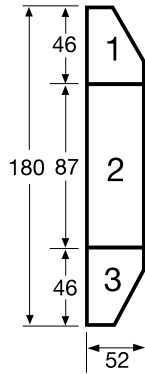
Trunking

Fittings

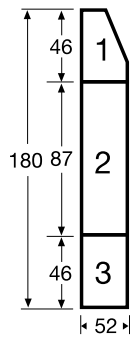
# Cableline 50



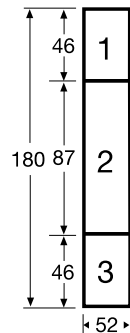
DP3W



ER3W



EL3W



### Technical data

- Material uPVC
- Colour: white RAL colour options available
- 3m lengths
- 180 x 52mm profiles
- 3 compartments
- Pre-drilled base
- 3 profiles available
- Screw on corner fittings for added security
- Accommodates 25mm and 35mm deep boxes for a wide range of accessories
- Accepts all leading wiring accessories
- Optional data cable guide enables cable to maintain a minimum bend radii
- BS EN 50085-1, BS EN 50085-2-1, BS4678 Pt4, BS7671 (IET Regulations), BS6701, BS EN 50173-1, BS EN 50174-2, ANSI/TIA/EIA568B & ISO/IEC11801
- This unit is available pre-wired, contact us for further details
- Part M DDA compliancy available
- Antimicrobial available

### Trunking assemblies

Ref	Packed
DP3W	2 x 3m
ER3W	2 x 3m
EL3W	2 x 3m

### Spare lid pack

Ref		Packed
CLL3W	Centre	2 x 3m
DPN3W	Chamfered outer	2 x 3m
ELN3W	Radius outer	2 x 3m

### Spacing cover lid

Ref	Packed
CCS3W	10

Part M - DDA compliant

Antimicrobial available

# Cableline 50 fittings



## External angle

Ref	To suit Cableline 50 profile	Packed
DPX3W	DP3W	1
ERX3W	ER3W	1
ELX3W	EL3W	1

## Data cable guide

Ref	To suit Cableline 50 profile	Packed
DCGA	Top/Bottom	2

## Internal angle

Ref	To suit Cableline 50 profile	Packed
DPI3W	DP3W	1
ERI3W	ER3W	1
ELI3W	EL3W	1


## Joint cover

Ref	To suit Cableline 50 profile	Packed
DPJ3W	DP3W	2
ERJ3W	ER3W	2
ELJ3W	EL3W	2

## End caps

Ref	To suit Cableline 50 profile	Packed
DPE3W	DP3W	2
ERS3LW	ER3W Left	2
ERS3RW	ER3W Right	2
ELS3W	EL3W	2

# Cableline 50 fittings



## Flat angle unit

Ref	To suit Cableline 50 profile	Packed
DPF3W	DP3W	1
ERF3CW	ER3W Riser	1
ERF3RW	ER3W Dropper	1
ELF3W	EL3W	1

## Flat tee unit

Ref	To suit Cableline 50 profile	Packed
DPT3W	DP3W	1
ERT3W	ER3W	1
ELT3W	EL3W	1

Includes one crossover unit Ref. DL03

## MCB/RCD housing complete with DIN mounting rail

Ref	Profile	Packed
DCH3W	DP3, ER3, EL3 housing unit only	1
DCHC3W	Housing unit with cover	1
Complete with DIN mounting rail (see technical section for MCB/RCD suitability).		

## Screening divider

Ref	Type	Packed
SS34	34mm x 1mm	4 x 1.5m

## Earth tags


Ref	Packed
SET1	10

## Cable retainers

Ref	To suit	Packed
DPC3T	Chamfered outer compartment	20
DLC3M	Centre compartment	10
DSC3T	Radius outer compartment	20



# Cableline 50 fittings



## DDA plate

Ref	Description	Colour	Colour Ref	Packed
DDA1BL	1 gang	Traffic Blue	RAL5017	10
DDA2BL	2 gang	Traffic Blue	RAL5017	10
DDA1CH	1 gang	Charcoal Grey	BS10A11	10
DDA2CH	2 gang	Charcoal Grey	BS10A11	10

## DDA compliant lid

Ref	Colour	Packed
CLL3G	Grey	2 x 3m

## Socket mounting boxes - white

Ref	Size	Packed
CLB31W	1 gang 25mm deep	10
CLB314W	1 gang 25mm deep vertical mounting box	10
CLB41W	1 gang 35mm deep	10
CLB32W	2 gang 25mm deep	10
CLB42W	2 gang 35mm deep	10

## Screened socket mounting boxes

Ref	Size	Packed
CLBS1W	1 gang 25mm deep	10
CLBS14W	1 gang vertical mounting box 25mm deep	10
CLBS3W	1 gang 35mm deep	10
CLBS2W	2 gang 25mm deep	10
CLBS4W	2 gang 35mm deep	10

## Extension collars

Ref	Size	Packed
CEC110W	1 gang 10mm deep	10
CEC119W	1 gang 19mm deep	10
CEC210W	2 gang 10mm deep	10
CEC219W	2 gang 19mm deep	10

# Cableline 50 fittings



## Mounting frames

Ref	Size	Packed
ATMF451W	1 gang	15
ATMF452W	2 gang	10
For 45 x 45mm accessories.		



## Socket mounting plate

Ref	Size	Packed
CTMP1W	1 gang	15
CTMP2W	2 gang	10



## Crossover unit - white

Ref	Size	Packed
DL03	For Cableline 50	5



## Mini trunking adaptors - white self adhesive

Ref	Size	Packed
CLA31W	16 x 16mm	5
CLA32W	25 x 16mm	5



## Cable hanger - white

Ref	Packed
CLH3	10
Note Images are for illustration purposes only. Fittings will vary according to profile selected.	



## Cableline 40

With 3 functional profiles available Cableline 40 trunking offers a high quality compact perimeter solution.

A reduced projection of 40mm provides a less invasive cable management solution for installations which do not demand large cable capacity.

### Features & benefits:

#### End user

- Slim 40mm profile depth ensures minimum obstruction into working environments
- 145mm x 40mm profiles, 3 compartment
- 3 profile styles available
- Part M DDA compliancy available including grey centre lids, DDA plates or compliant wiring accessories
- Screw on corner fittings provide added security and reduce the risk of damage to installations

#### Installer

- Easy 'snap fit' lids and bases
- Accommodates 25mm deep boxes
- Standard 3 metre lengths, other lengths available on request
- Pre drilled base for ease of installation

Trunking

Fittings

# Cableline 40

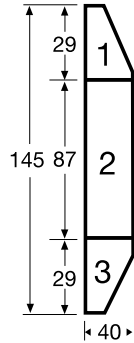


### Technical data

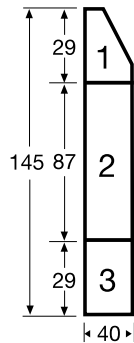
- Material: uPVC
- Colour: white. RAL colour options available
- 3m lengths
- 145 x 40mm profiles
- 3 compartments
- Pre-drilled base
- 3 profiles available
- Screw on corner fittings for added security
- Accommodates 25mm deep boxes for a wide range of accessories
- BS EN 50085-1, BS EN 50085-2-1, BS4678 Pt4, BS7671 (IET Regulations), BS6701, BS EN 50173-1, BS EN 50174-2, ANSI/TIA/EIA568B & ISO/IEC11801
- This unit is available pre-wired, contact Sales Office for further details
- Part M DDA compliancy available
- Antimicrobial available



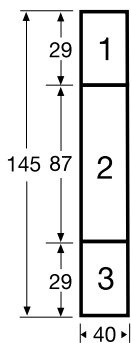
CP3W



CS3W



CL3W



### Trunking assemblies

Ref		Packed
CP3W		2 x 3m
CS3W		2 x 3m
CL3W		2 x 3m

### Spare lid pack

Ref		Packed
CLL3W	Centre	2 x 3m
CSN3W	Chamfered outer	2 x 3m
CLN3W	Radius outer	2 x 3m

### Spacing cover lid

Ref		Packed
CCS3W		10

Part M - DDA compliant

Antimicrobial available

# Cableline 40 fittings



## External angle

Ref	To suit Cableline 40 profile	Packed
CPX3W	CP3W	1
CSX3W	CS3W	1
CLX3W	CL3W	1

## Internal angle

Ref	To suit Cableline 40 profile	Packed
CPI3W	CP3W	1
CSI3W	CS3W	1
CLI3W	CL3W	1

## Joint cover

Ref	To suit Cableline 40 profile	Packed
CPJ3W	CP3W	2
CSJ3W	CS3W	2
CLJ3W	CL3W	2

## End caps

Ref	To suit Cableline 40 profile	Packed	
CPS3W	CP3W	2	
CSS3LW	CS3W	Left	2
CSS3RW	CS3W	Right	2
CLS3W	CL3W	2	
Radius end caps			
CLE3W	CL3W	1	

## Flat angle unit

Ref	To suit Cableline 40 profile	Packed	
CPF3W	CP3W	1	
CSF3CW	CS3W	Riser	1
CSF3RW	CS3W	Dropper	1
CLF3W	CL3W	1	

CSF3CW has a chamfered inner lid and a radius outer lid.  
CSF3RW has a radius inner lid and a chamfered outer lid.

## Flat tee unit

Ref	To suit Cableline 40 profile	Packed	
CPT3W	CP3W	1	
CST3CW	CS3W	Riser	1
CST3RW	CS3W	Dropper	1
CLT3W	CL3W	1	

Includes one crossover unit Ref. CLO3.  
When a tee branch is taken off CS3W trunking use profile CP3W trunking, for CST3CW.  
When a tee branch is taken off CS3W trunking use profile CL3W trunking, for CST3RW.

# Cableline 40 fittings



## MCB/RCD housing complete with DIN mounting rail

Ref	Profile	Packed
BCH3W	CP3W, CS3W, CL3W Housing Unit only	1
BCHC3W	Housing Unit only with cover	1
Complete with DIN mounting rail (see technical section for MCB/RCD suitability).		



## Screening divider

Ref	Type	Packed
SS23	23mm x 1mm	4 x 1.5m



## Earth tags

Ref	Packed
SET1	10



## Cable retainers

Ref		Packed
CSC3T	Chamfered outer	20
CLC3M	Centre	10
CLC3T	Outer radius	20



## DDA plate

Ref	Description	Colour	Colour Ref	Packed
DDA1BL	1 gang	Traffic Blue	RAL5017	10
DDA2BL	2 gang	Traffic Blue	RAL5017	10
DDA1CH	1 gang	Charcoal Grey	BS10A11	10
DDA2CH	2 gang	Charcoal Grey	BS10A11	10



## DDA compliant lid

Ref	Colour	Packed
CLL3G	Grey	2x3m

# Cableline 40 fittings



## Socket mounting boxes - white

Ref	Size	Packed
CLB31W	1 gang 25mm deep	10
CLB314W	1 gang 25mm deep vertical mounting box	10
CLB32W	2 gang 25mm deep	10



## Screened socket mounting boxes

Ref	Size	Packed
CLBS1W	1 gang 25mm deep	10
CLBS14W	1 gang vertical mounting box 25mm deep	10
CLBS2W	2 gang 25mm deep	10



## Extension collars

Ref	Size	Packed
CEC110W	1 gang 10mm deep	10
CEC119W	1 gang 19mm deep	10
CEC210W	2 gang 10mm deep	10
CEC219W	2 gang 19mm deep	10



## Mounting frames

Ref	Size	Packed
ATMF451W	1 gang	15
ATMF452W	2 gang	10

For 45 x 45mm accessories.



## Socket mounting plate

Ref	Size	Packed
CTMP1W	1 gang	15
CTMP2W	2 gang	10



## Crossover unit - white

Ref	Size	Packed
CLO3	For Cableline 40	5



# Cableline 40 fittings



## Mini trunking adaptors - white self adhesive

Ref	Size	Packed
CLA31W	16 x 16mm	5
CLA32W	25 x 16mm	5



## Cable hanger - white

Ref	Packed
CLH3	10

# Elegant & adaptable





# Consort

## Elegant & adaptable

Consort is a range of single compartment uPVC trunking which can be easily segregated using dividers.

Complemented by a concise range of ready to use components, Consort will accept all leading wiring accessories. The range includes large radius bends for structured cabling installations.

### Features & benefits:

#### End user

- 100mm x 50mm single compartment trunking
- Stylish curved profile providing a contemporary look and feel
- Reduced projection provides a less obstructive solution

#### Installer

- Adjustable bends allow movement of +/- 5 degrees
- Single lid allows a shorter install time
- Clip on fittings reduce installation time
- Ultimate 60 to Delta convertor (CAC3W) allows for mixed installation with Ultimate 60 range

Delta 105 trunking

Dado trunking

Carlton skirting trunking

# Consort Delta 105

Consort Delta 105, with dimensions of 100 x 50mm is a single compartment uPVC trunking with a stylish profile.

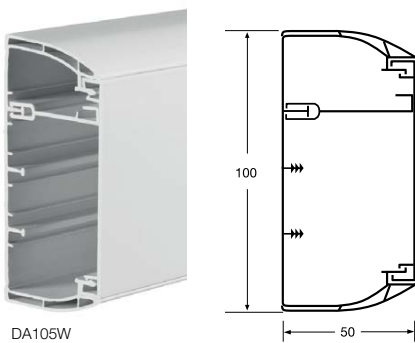
Delta 105 has been designed for use in power and high density CAT5e and CAT6 structured cabling installations. Delta 105 has a contemporary look and the trunking features adjustable bends and a multi-configurable tee.



### Technical data

- Material: uPVC
- Colour: white
- 3m lengths
- 100 x 50mm trunking with a contemporary look
- Adjustable bends allow movement +/- 5°
- Multi-configurable tee allowing for 50mm bend radius to be maintained
- Clip on fittings
- Accommodates socket mounting boxes up to 35mm deep
- Steel screening divider where required
- Meets and exceeds requirements of European and International Data Standards
- BS EN 50085-1, BS EN 50085-2-1, BS4678 Pt4, BS7671 (IET Regulations), BS6701, BS EN 50173-1, BS EN 50174-2, ANSI/TIA/EIA568B & ISO/IEC11801
- Antimicrobial available

**Cat 6 Compliancy**  
 The Consort Delta 105 trunking system accommodates high density data installations with a depth of 50mm holding up to 59 UTP or 41 STP data cables in the centre compartment.



DA105W



### Trunking assemblies

Ref		Packed
DA105W	Divider not included	2 x 3m

### Divider

Ref		Packed
DAHD105W		24m

### External angle - adjustable (+/-5°)

Ref		Packed
DAX105W		1

### Internal angle - adjustable (+/-5°)

Ref		Packed
DAI105W		1

Part M - DDA compliant

Antimicrobial available

# Consort Delta 105 Fittings



## Joint cover

Ref	Packed
DAJ105W	2

## End caps

Ref	Packed
DAS105W	2

## Flat angle

Ref	Packed
DAF105W	1

## Flat tee

Ref	Packed
DAT105W	1

**Note:** Flat tee is supplied with 1 x tee bridge and 1 x tee clip.

## Screening divider

Ref	Type	Packed
SS105	47.5mm x 1mm	4 x 1.5m

**For continued screening divider around external/internal angles.**

Ref	Packed
SSX105	1
SSI105	1

**Spares:** Tee bridge/clip (DATB1 and DATBC) are also available.

## Earth tags

Ref	Packed
SET1	10

## DDA plate

Ref	Description	Colour	Colour Ref	Packed
DDA1BL	1 gang	Traffic Blue	RAL5017	10
DDA2BL	2 gang	Traffic Blue	RAL5017	10
DDA1CH	1 gang	Charcoal Grey	BS10A11	10
DDA2CH	2 gang	Charcoal Grey	BS10A11	10

## DDA compliant lid

Ref	Colour	Packed
CLL3G	Grey	2 x 3m

# Consort Delta 105 Fittings



## Socket mounting boxes

Ref	Size	Packed
CTB11W	1 gang 25mm deep	10
CTB21W	1 gang 35mm deep	10
CTB114W	1 gang vertical 25mm	10
CTB12W	2 gang 25mm deep	10
CTB22W	2 gang 35mm deep	10



## Socket mounting plate - white

Ref	Size	Packed
CTMP1W	1 gang	15
CTMP2W	2 gang	10



## Mounting frames

Ref	Size	Packed
ATMF451W	1 gang	15
ATMF452W	2 gang	10

For 45 x 45mm accessories.



## Mini Trunking adaptors - white Self adhesive

Ref	Size	Packed
MFC1W	16 x 16mm	10
MFC2W	25 x 16mm	10



## MCB/RCD housing complete with DIN mounting rail

Ref	Profile	Packed
DCH3W	Housing Unit only	1
DCHC3W	Housing Unit only with cover	1

Complete with DIN mounting rail (see technical section for MCB/RCD suitability).


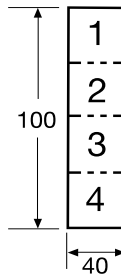
# Consort Dado Trunking

Consort dado trunking is a multi-compartment, all insulated trunking system designed for fast and accurate fixing.

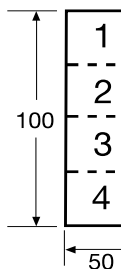
The versatile system readily adapts to suit unusual requirements and will accept all leading wiring accessories. Consort dado offers a concise range of ready to use components, including radius bends for CAT5E, CAT6 and fibre optic cabling.



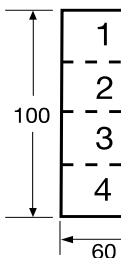
CT104W



CT105W



CT106W



## Technical data

- Material: uPVC
- Colour: white
- 3m lengths
- Single compartment readily segregated with clip-in dividers
- Proven double locking lid providing extra safety
- Fully segregated one and two gang socket boxes accepting wiring accessories from all leading manufacturers
- Complete range of moulded fittings for fast, cost effective installation and maintenance
- BS EN 50085-1, BS EN 50085-2-1, BS4678 Pt4, BS7671 (IET Regulations), BS6701, BS EN 50173-1, BS EN 50174-2, ANSI/TIA/EIA568B & ISO/IEC11801 This unit is available pre-wired, contact Sales Office for further details
- Part M DDA compliancy available
- Antimicrobial available

## Trunking assemblies

Ref	Profile	Packed
CT104W	100 x 40mm	2 x 3m
CT105W	100 x 50mm	2 x 3m
CT106W	100 x 60mm	2 x 3m

## Dividers

Ref	Size	Packed
CTD40W	40mm deep	16 x 1.5m
CTD50W	50mm deep	16 x 1.5m
CTD60W	60mm deep	16 x 1.5m

Part M - DDA compliant

Antimicrobial available

# Consort Dado Trunking fittings



## External angle

Ref	To suit Consort profile	Packed
CTO104W	100 x 40mm	1
CTO105W	100 x 50mm	1
CTO106W	100 x 60mm	1



## Data cable guide

Ref	To suit Consort profile	Packed
CGX2W	For external angle	1
CGI2W	For internal angle	1



## Internal angle

Ref	To suit Consort profile	Packed
CTI104W	100 x 40mm	1
CTI105W	100 x 50mm	1
CTI106W	100 x 60mm	1



## Joint covers and couplers

Ref	To suit Consort profile	Packed
CTJ104W	100 x 40mm	2
CTJ105W	100 x 50mm	2
CTJ106W	100 x 60mm	2
CTC40W	100 x 40mm coupler	10



## Flat angles

Ref	To suit Consort profile	Packed
CTF104W	100 x 40mm	1
CTF105W	100 x 50mm	1
CTF106W	100 x 60mm	1



## Tee unit

Ref	To suit Consort profile	Packed
CTT104W	100 x 40mm	1
CTT105W	100 x 50mm	1
CTT106W	100 x 60mm	1




## End caps and flat stop end

Ref	To suit Consort profile	Packed
CTS104W	100 x 40mm	2
CTS105W	100 x 50mm	2
CTS106W	100 x 60mm	2
CTE104W	100 x 40mm stop end	5



# Consort Dado Trunking fittings



## Cable retainers

Ref	To suit Consort profile	Packed
CTR104W	100 x 40mm	10
CTR105W	100 x 50mm	10
CTR106W	100 x 60mm	10

## External angle - large radius

Ref	To suit Consort profile	Packed
CTOX104W	100 x 40mm	1
CTOX105W	100 x 50mm	1
CTOX106W	100 x 60mm	1

## Internal angle - large radius

Ref	To suit Consort profile	Packed
CTIX104W	100 x 40mm	1
CTIX105W	100 x 50mm	1
CTIX106W	100 x 60mm	1

## Flat angle - large radius

Ref	To suit Consort profile	Packed
CTFX104W	100 x 40mm	1
CTFX105W	100 x 50mm	1
CTFX106W	100 x 60mm	1

## DDA plate

Ref	Description	Colour	Colour Ref	Packed
DDA1BL	1 Gang	Traffic Blue	RAL5017	10
DDA2BL	2 Gang	Traffic Blue	RAL5017	10
DDA1CH	1 Gang	Charcoal Grey	BS10A11	10
DDA2CH	2 Gang	Charcoal Grey	BS10A11	10

## DDA compliant lid

Ref	Colour	Packed
CLL3G	Grey	2x3m

# Consort Dado Trunking fittings



## Socket mounting boxes

Ref	Size	Packed
CTB11W	1 gang 25mm deep	10
CTB21W*	1 gang 35mm deep	10
CTB114W	1 gang vertical 25mm	10
CTB12W	2 gang 25mm deep	10
CTB22W*	2 gang 35mm deep	10

\* Not suitable for use with CT104W dado trunking.



## Socket mounting plate - white

Ref	Size	Packed
CTMP1W	1 gang	15
CTMP2W	2 gang	10



## Mounting frames

Ref	Size	Packed
ATMF451W	1 gang	15
ATMF452W	2 gang	10

For 45 x 45mm accessories.



## Mini Trunking adaptors - white self adhesive

Ref	Size	Packed
MFC1W	16 x 16mm	10
MFC2W	25 x 16mm	10



## MCB/RCD housing complete with DIN mounting rail

Ref	Profile	Packed
DCH3W	CT105W, CT106W Housing Unit only	1
DCHC3W	CT105W, CT106W Housing Unit only with cover	1
BCH3W	CT104W Housing Unit only	1
BCHC3W	CT104W Housing Unit only with cover	1

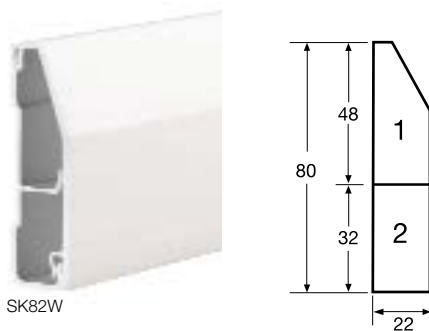
Complete with DIN mounting rail (see technical section for MCB/RCD suitability).

# Carlton Skirting Trunking and fittings



## Technical data

- Material: uPVC
- Colour: white
- 3m lengths
- 2 compartment
- 80 x 22mm traditional skirting appearance
- Single lid
- Screw on corner fittings with recessed screws
- One and two gang socket mounting boxes angled towards user
- Top fixing lid for ease of fixing
- Special shroud which allows access to both compartments without removing the boxes
- Applications range from hotel rooms to sheltered housing and portable buildings
- Antimicrobial available



SK82W



## Trunking assemblies

Ref	Size	Packed
SK82W	80 x 22mm	5 x 3m

## External angle

Ref	Packed
SKE82W	10

## Internal angle

Ref	Packed
SKI82W	10

## Joint cover

Ref	Packed
SKJ82W	10

## End caps

Ref		Packed
SKL82W	Left hand	10
SKR82W	Right hand	10

## Socket mounting boxes - white

Ref	Size	Packed
SKB21W	1 gang	10
SKB22W	2 gang	10

## Mini trunking adaptors - white

Ref	Size	Packed
SKM822W	25 x 16mm	10

## Crossover unit

Ref	Packed
SKC82W	10

# Practical functionality



# Aluminium trunking

Aluminium trunking combines an elegant design with practical functionality.

Aluminium perimeter trunking combines the strength and durability of aluminium with a stylish modern design. Available in a profile that can be sub divided to offer flexibility. An attractive profile, with no visible screws or fixings, provides a 'clean' finish.

## Features & benefits:

### End user

- Compact attractive design
- Accepts all leading wiring accessories
- Rigid construction

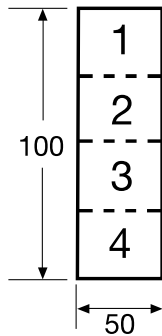
### Installer

- Robust design
- Ease of installation
- 2m lengths

## | AT series aluminium trunking



# AT Series Aluminium Trunking



### Technical data

- Material: Aluminium
- Colour: satin anodised aluminium finish
- 2m lengths
- This unit is available pre-wired
- Attractive, aesthetically pleasing trunking profile
- Clip in dividers
- Fabricated fittings
- Components supplied complete with earthing accessories
- Accepts standard mounting boxes, RCD housings and 45 x 45mm pattern plates
- Ease of installation

Part M - DDA compliant



AT105A

### Trunking assemblies

Ref	Size	Packed
AT105A	100 x 50mm	2 x 2m

Note: All aluminium trunking assemblies comprise body, lid, jointing piece and earthing components



### Divider - PVC

Ref	Size	Packed
ATD50W	50mm	16 x 1.5m



### External angle

Ref	Packed
AFX105A	1



### Internal angle

Ref	Packed
AFI105A	1



### Flat angle

Ref	Packed
AFF105A	1

### Flat tee

Ref	Packed
AFT105A	1

# AT Series Aluminium Trunking fittings



## Stop ends

Ref		Packed
AMS105A	PVC painted Aluminium Colour	2

Packed with 2 fixing screws.

## Joint cover

Ref		Packed
AMJ105A	PVC painted Aluminium Colour	2

## MCB/RCD housing complete with DIN mounting rail

Ref	Profile	Packed
DCH3W	Housing unit only	1
DCHC3W	Housing unit with cover	1

## DDA plate

Ref	Description	Colour	Colour Ref	Packed
DDA1BL	1 gang	Traffic Blue	RAL5017	10
DDA2BL	2 gang	Traffic Blue	RAL5017	10
DDA1CH	1 gang	Charcoal Grey	BS10A11	10
DDA2CH	2 gang	Charcoal Grey	BS10A11	10

## Socket mounting boxes - white

Ref	Size	Packed
ATB2514W	1 gang 4 pillar 25mm deep	10

## Socket mounting boxes - white

Ref	Size	Packed
ATB3514W	1 gang 4 pillar 35mm deep	10
ATB352W	2 gang 35mm deep	10

## Mounting frames with BS fixing centres

Ref	Size	Packed
ATMP1W	1 gang	15
ATMP2W	2 gang	10

## Mounting frames

Ref	Size	Packed
ATMF451W	1 gang	15
ATMF452W	2 gang	10

For 45 x 45mm accessories.

# Something for every home







# Ultimate slimline white moulded

Ultimate slimline white moulded wiring accessories offer a stylish, modern alternative. Aesthetically pleasing and ultra-slim, these sleek fittings make for ease of installation with their subtle curved profile and minimum back projections.

The range, which includes euromodular and grid variants, was designed to complement the Ultimate screwless and flat plate ranges for situations where a combination of fittings may be required.

## Features & benefits:

### End user

- An ultra-slim plate for minimum projection when flush fitted
- Curved rockers with tactile switch action
- Slim-line, compact neons for a less obtrusive look
- Screw cap covers provide a sleek finishing touch

### Installer

- Minimal back projection for both new and retrofits (sockets 25mm)
- Unique integral locking facility on isolator for added safety
- Colour coded in-line terminals make selection even easier
- Double pole options on 1-gang and 2-gang switched sockets (twin-earth terminals on 2 gang sockets)
- All fuse carriers are lockable to prevent accidents during maintenance
- Plated earth straps assist longevity for a corrosion free life

## | Ultimate range

# Ultimate white moulded

## Technical data

- Dimensions: 86 x 86mm (1 gang), 86 x 146mm (2 gang)
- Fix screws: M3.5 x 25mm and 30mm
- BS 1363



## 13A unswitched socket outlets

Ref	Description	Packed
GU3050	1 gang unswitched	10
GU3060	2 gang unswitched	5

## 13A SP switched socket outlets

Ref	Description	Packed
GU3010	1 gang switched	10
GU3011	1 gang switched with neon	10
GU3020	2 gang switched	5
GU3021	2 gang switched with neons	5

## 13A DP switched socket outlets

Ref	Description	Packed
GU3010D	1 gang DP switched	10
GU3020D	2 gang DP switched	5

## 13A DP outboard rocker switched socket outlets

Ref	Description	Packed
GU3030	2 gang switched	5
GU3031	2 gang switched with clean earth	5
GU3032	2 gang switched red with rockers, clean earth and neons	5
GU3033	2 gang switched with clean earth and non standard	5
GU3034	2 gang switched with red rockers, clean earth, non standard and neons	5

Turn to page 53 to view our full range of Part M solutions.

## 13A unswitched fused connection units

Ref	Description	Packed
GU5000	13A unswitched	10
GU5001	13A unswitched with neon	10
GU5003	13A unswitched with flex outlet	10
GU5004	13A unswitched with neon & flex outlet	10
GU50003	3A unswitched	10
GU50033	3A unswitched with flex outlet	10

## 13A switched fused connection units

Ref	Description	Packed
GU5010	13A DP switched	10
GU5011	13A DP switched with neon	10
GU5013	13A DP switched with flex outlet	10
GU5014	13A DP switched with neon & flex outlet	10

# Ultimate white moulded



## Data outlets

Ref	Description	Qty
GU7071	Single gang RJ45 outlet	10
GU7072	Twin gang RJ45 outlet	10
GU7074	Quad RJ45 outlet	5

## TV outlets

Ref	Description	Qty
GU7010	Single gang tv/fm co-axial	10
GU7020	Twin gang tv/fm co-axial	10
GU7030	Single gang satellite	10
GU7040	Twin gang satellite/co-axial	5

## Screened TV outlets

Ref	Description	Qty
GU7021	Single gang duplex TV/FM	10
GU7081	Single gang triplex TV/FM/SAT	10

## Euro modular plates

Ref	Description	Qty
GU8050	1 module	10
GU8060	2 module	10
GU8080	4 module	5

## Euro modules

Ref	Description	Module size	Qty
GUE7010W	TV/Radio diplexer	2	1
GUE7011W	Single IEC coax (female)	1	1
GUE7012W	Single IEC coax (male)	1	1
GUE7030W	Single F type sat	1	1
GUE7040W	TV/Sat diplexer	2	1
GUE7081W	TV/FM/Sat triplexer	2	1
GUE7082W	TV/FM/Sat 1/Sat 2 quadplexer	2	1
GUE7020W	HDMI	2	1
GUE7051W	RJ11 modem	1	1
GUE7061W	Telephone (BT master)	1	1
GUE7062W	Telephone (BT secondary)	1	1
GUE7071W	RJ45 CAT5e (not screened)	1	1
GUE7072W	RJ45 CAT6 (not screened)	1	1
GUE7075W	VGA	1	1
GUE7091W	LexCom Performance outlet	1	8
GUE7000W	2 x Phono socket	1	1
GUE7001W	2 x Loudspeaker socket	1	1
GUE8010W	Blank module	1	5

## Blank plates & replacement screw capped covers

Ref	Description	Qty
GU8010	1 gang blank plate	10
GU8020	2 gang blank plate	10
GUMSCO	Moulded screw capped covers	100



# Sleek and sophisticated





# Ultimate screwless flatplate

Ultimate screwless flat plate provides one of the most comprehensive ranges of beautifully crafted, sleek, sophisticated fittings on the market.

More choice, more style, and packed with innovative technical features for easy installation.

## Features & benefits:

### End user

- Comprehensive range of wiring devices
- Slimline, compact neons for a subtle effect
- Curved, matching metal capped rockers that are aesthetically pleasing and easy to operate with a choice of white or black interior
- Large plate footprint avoids the need for additional decorating on retrofits

### Installer

- Easy-fit screwless front plate simply but securely clips onto the mounting system. Even with the front plate removed access to live parts is restricted
- Large in-line angled colour coded terminals to aid cable insertion and selection
- Minimal back projection to allow installation using standard flush mounting boxes for both new and retrofits
- Accessories supplied with both long and short screws for installation flexibility
- Double pole options on 1-gang and 2-gang switched sockets (Twin earth terminals on 2-gang sockets)
- Fully matched grid system

## Ultimate screwless flat plate



# Ultimate screwless flat plate

## Technical data

- Dimensions: 88 x 88mm (1 gang), 88 x 148mm (2 gang)
- Fix screws: M3.5 x 25mm and 30mm
- BS 1363



## 13A unswitched sockets

Ref	Description	Packed
GU3450***	Ultimate screwless 1 gang 13A unswitched socket	1
GU3460***	Ultimate screwless 2 gang 13A unswitched socket	1

## 13A switched sockets

Ref	Description	Packed
GU3410***	1 gang switched	1
GU3411***	1 gang switched with neon	1
GU3420***	2 gang switched	1
GU3421***	2 gang switched with neons	1
GU3410D***	1 gang DP switched	1
GU3420D***	2 gang DP switched	1

## 13A DP outboard rocker switched socket outlet

Ref	Description	Packed
GU3431***	2 gang switched with clean earth	1
GU3434***	2 gang switched with clean earth, non standard and neons	1

## 13A fused connection units

Ref	Description	Packed
GU5400***	Unswitched	1
GU5403***	Unswitched with flex outlet	1
GU5410***	DP switched	1
GU5411***	DP switched with neon	1
GU5413***	DP switched with flex outlet	1
GU5414***	DP switched with neon and flex outlet	1

## Blank plates

Ref	Description	Packed
GU8410**	1 gang	1
GU8420**	2 gang	1

Note Replace \*\*\* with suffix code to denote finish/interior colour required:

Note Replace \*\* with suffix code to denote finish required:

WSS Stainless steel with white interior

WPN Pearl nickel with white interior

**BPC** Polished chrome with black interior

BSS Stainless steel with black interior

BPB Polished brass with black interior

**WPC** Polished chrome with white interior

WPW Painted white with white interior

WPB Polished brass with white interior

**BBN** Black nickel with black interior

# Ultimate screwless flat plate



## Telephone & data outlets

Ref	Description	Qty
GU7451***	Single RJ11 outlet	1
GU7461***	Single telephone master	1
GU7462***	Single telephone secondary	1
GU7471***	Single RJ45 outlet	1

## TV outlets

Ref	Description	Qty
GU7410***	Single TV/FM socket	1
GU7420***	Twin TV/FM socket	1
GU7430***	Single SAT socket	1

## Euro modular plates

Ref	Description	Qty
GU8450**	1 gang euro modular plate	1
GU8460**	2 gang euro modular plate	1
GU8480**	4 gang euro modular plate	1

## Euro modules

Ref	Description	Module size	Qty
GUE7010*	TV/Radio diplexer	2	1
GUE7011*	Single IEC coax (female)	1	1
GUE7012*	Single IEC coax (male)	1	1
GUE7030*	Single F type sat	1	1
GUE7040*	TV/Sat diplexer	2	1
GUE7081*	TV/FM/Sat triplexer	2	1
GUE7082*	TV/FM/Sat 1/Sat quadplexer	2	1
GUE7020*	HDMI	2	1
GUE7051*	RJ11 modem	1	1
GUE7061*	Telephone (BT master)	1	1
GUE7062*	Telephone (BT secondary)	1	1
GUE7071*	RJ45 CAT5e (not screened)	1	1
GUE7072*	RJ45 CAT6 (not screened)	1	1
GUE7075*	VGA	1	1
GUE7091*	LexCom Performance outlet	1	8
GUE7000*	2 x Phono socket	1	1
GUE7001*	2 x Loudspeaker socket	1	1
GUE8010*	Blank module	1	5

**Note** Replace \* with suffix code to denote module finish required:  
 W White B Black


**Note** Replace \*\* with suffix code to denote plate finish required:  
 SS Stainless steel BN Black nickel  
 PN Pearl Nickel PB Polished brass  
 PC Polished chrome PW White metal



# Part M







## Part M

Part M of the Buildings Regulation 2000, took effect on 1st May 2004 for England and Wales, sets out requirements and guidelines covering access to, and use of, buildings and its facilities to meet the requirement highlighted in the Disability Discrimination Act (DDA) 2005.

Practical advice on elements such as provision of wide doorways and appropriate sanitary facilities are covered by this regulation.

Part M specifically highlights the use of switches, outlets and controls, giving guidance on four main product elements:

- Ease of operation
- Visibility
- Height
- Freedom from obstruction

### Features & benefits:


#### End user

- Contrasting coloured rockers, to improve visibility of sockets
- Sockets that have wider gaps between rockers, to ease operation
- Grey or red coloured bangles to improve visibility and to aid operation of lighting
- Colour contrasting grid plates providing additional flexibility
- Grooved socket to direct the plug into the earth terminal
- Solutions to use with cable management
- Range of red devices for applications which call for equipment to identify essential or critical supply

# Part M solutions

## Technical data

- Dimensions: 86 x 86mm (1 gang), 86 x 146mm (2 gang)
- Fix screws: M3.5 x 30mm
- BS 1363



## 13A socket outlets

Ref	Description	Qty
GU3010DGY	1 gang DP switched - Grey	10
GU3030GY	2 gang DP switched with outboard rockers - Grey	5
GSKTSW2GV	2 gang 'V' grooved locator socket	5

## 20AX DP switch

Ref	Description	Qty
GU2010GY	DP switched	10

## 13A switched fused connection units

Ref	Description	Qty
GU5010GY	DP switched	10
GU5011GY	DP switched with neon	10

## Flush moulded front plates

- Supplied with mounting grids

Ref	Description	Qty
GUG01GGY	1 module	1
GUG02GGY	2 module	1
GUG03GGY	3 module	1
GUG04GGY	4 module	1

## Communication modules - white metal rockers

- BS EN 41003
- BS EN 3041 (where applicable)

Ref	Description	Qty
GUGTELMWPW	Master telephone outlet	1
GUGTELSWPW	Secondary telephone outlet	1
GUGRJ11WPW	Single RJ11 data outlet	1
GUGRJ45WPW	Single RJ45 data outlet	1
GUGCOWPW	Single TV/FM coaxial	1
GUGSATWPW	Single satellite	1
GUG13FCUWPW	13A fused connection unit module	1
GUG16COWPW	Flexible outlet (10mm diameter)	1

# Part M solutions and Essential supply



## Ceiling pull cord

Ref	Description	Qty
GPULLGY	Grey 1.5m pull cord with single grey bangle	10
GPULLRD	Red 1.5m pull cord with single grey bangle	10



## DDA cable management plate

Ref	Description	Qty
DDA1BL	1 gang Traffic Blue	10
DDA1CH	1 gang Charcoal Grey	10
DDA2BL	2 gang Traffic Blue	10
DDA2CH	2 gang Charcoal Grey	10



## Essential supply 13A socket outlets

- Dimensions: 86 x 86mm (1 gang), 86 x 146mm (2 gang)
- Fix screws: M3.5 x 30mm
- BS 1363

Part number	Description	Qty
GU3060RD	2 gang unswitched	5
GU3010DRD	1 gang DP switched	10
GU3030RD	2 gang DP switched with outboard rockers	5

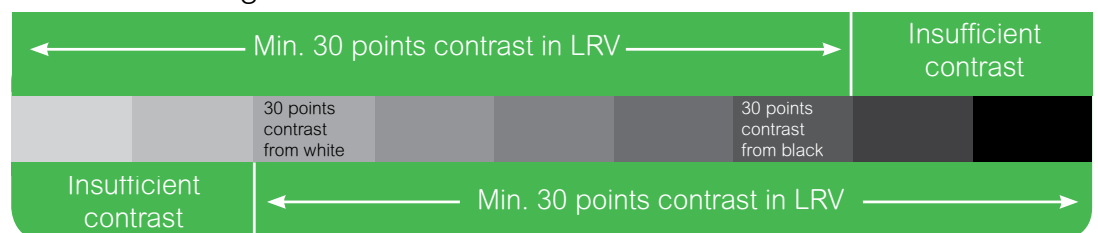


## Essential supply 13A fused connection units

- Dimensions: 86 x 86mm
- Fix screws: M3.5 x 30mm
- BS 1363

Part number	Description	Qty
GU5000RD	Unswitched	10

## Part M contrast guide



To ensure Part M visibility requirements, a difference of 30 points in Light Reflectance Value (LRV) is required between the accessory and its surrounding.



For laboratories,  
workshops and industry





# Bench trunking

Bench mounted power distribution units for laboratories, workshops and industrial manufacturing.

The bench trunking range from Schneider Electric offers a robust solution for challenging environments.

## Features & benefits:

### End user

- Attractive, easy to clean, satin aluminium body trunking with uPVC lids give strength with versatility
- Part M DDA compliancy available including DDA plates or compliant wiring accessories
- Accepts a full range of Schneider Electric wiring devices

### Installer

- Optional clip-in trunking dividers for complete circuit segregation
- Durable hammer grey finish bench units can be supplied uncoated, enabling painting on site
- All units are available pre-wired to reduce installation time

Trunking


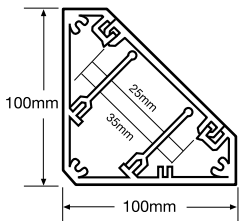
Fittings

Units

# Bench trunking

Attractive, easy to clean, satin aluminium body with uPVC lids give strength with versatility.

One and two gang socket mounting boxes which can be easily relocated to meet changes in the requirement for electrical services. Optional clip-in dividers for complete circuit segregation are available.



## Technical data

- Material: aluminium
- Colour: satin anodised aluminium finish
- 2m lengths
- This unit is available pre-wired
- Single lid
- Part M DDA compliancy available
- Available with uPVC lid
- Accepts all standard BS wiring accessories
- BS4678 Pt.4

## Trunking assemblies

Ref	Size	Packed
CV101W	100 x 100mm	2 x 2m

Satin anodised aluminium base, White uPVC lid.

## Divider - uPVC

Ref	Size	Packed
ATD60W	60mm	16 x 1.5m

## External angle - fabricated

Ref	Type	Packed
CVE101W	CV Bench	1

## Internal angle/flat riser - fabricated

Ref	Type	Packed
CVI101W	CV Bench	1

## Stop ends - moulded (white PVC)

Ref	Type	Packed
CVS101W	CV Bench	2

Packed with 2 fixing screws.

## Joint cover - moulded (white PVC)

Ref	Type	Packed
CVJ101W	CV Bench	2



# Bench trunking fittings



## Earth leads

Ref	Type	Packed
ASEL4	Body to body	10



## MCB/RCD housing Complete with DIN mounting rail.

Ref	Trunking Type	Packed
ATH100W	Housing unit only CV101	1



## Socket mounting boxes White

Ref	Type	Packed
ATB2514W	1 gang 4 pillar 25mm deep	10



## Socket mounting boxes White

Ref	Type	Packed
ATB3514W	1 gang 4 pillar 35mm deep	10
ATB352W	2 gang 35mm deep	10



## Socket mounting plate With BS fixing centres

Ref	Type	Packed
ATMP1W	1 gang	15
ATMP2W	2 gang	10



## Mounting frames

Ref	Type	Packed
ATMF451W	1 gang	15
ATMF452W	2 gang	10

For 45 x 45mm accessories.

# Bench trunking fittings



## DDA plate

Ref	Description	Colour	Colour Ref	Packed
DDA1BL	1 gang	Traffic Blue	RAL5017	10
DDA2BL	2 gang	Traffic Blue	RAL5017	10
DDA1CH	1 gang	Charcoal Grey	BS10A11	10
DDA2CH	2 gang	Charcoal Grey	BS10A11	10

## DDA compliant lid

Ref	Colour	Packed
CLL3G	Grey uPVC	2x3m

## Bench Trunking units

Ref	Type	Packed
CVBU1W	1 gang 100 x 100 x 140mm	1
CVBU2W	2 gang 100 x 100 x 200mm	1
CVBU3W	1 and 2 gang 100 x 100 x 304mm	1

**Colour/Finish:** Satin anodised aluminium. Lids/end caps = white.  
Attractive satin anodised profile/finish.  
Accepts all standard BS wiring accessories.

## Bench single sided units

Ref	Description	Colour	Packed
BUS11G	Accepts 1 x single accessory	G	1
BUS11		U	1
BUS12G	Accepts 1 x twin accessory	G	1
BUS12		U	1
BUS21G	Accepts 2 x single accessory	G	1

## Bench double sided units

Ref	Description	Colour	Packed
BUD11G	Accepts 1 x single accessory per side	G	1
BUD11		U	1
BUD12G	Accepts 1 x twin accessory per side	G	1
BUD12		U	1

**Colour/Finish:** G = Hammer grey or U = uncoated. Other colour options available on special request.  
**Material:** Fabricated steel and cast aluminium.







# Modern solutions for contemporary environments



# Power poles and posts

Power poles and posts are a highly cost effective solution for providing electrical and communication services to open plan offices, showrooms and exhibition spaces.

Designed to allow a flexible approach to power and data supply, which enables installers to add or remove outlets with minimal disruption.

## Features & benefits:

### End user

- Easily relocated to facilitate changes in demand or relocations
- Dual sided allowing high power or data outlet capacity
- Stylish profiles and materials allowing installation requirements to be matched

### Installer

- Clip in accessory mounting boxes can be installed at any height and can be retro fitted
- Easy fit ceiling collars and floor boots
- Provided as completed kit containing everything required for construction of a full unit
- Bespoke variants are available

Power pole

Power post



# Power poles and Posts



PP38W

PP18W

### Technical data

- Material: Aluminium / PVC
- Colour: anodised aluminium/white.
- These units are available pre-wired. Please contact our sales office for further details
- Wiring accessories available, (see pages TBC)
- Two part compartment which can be subdivided
- Up to 11 boxes per side can be mounted at any height
- Easily moved to meet changes in demand
- Choice of designs to match installation requirements
- Also available with aluminium lid on request
- Double sided

### Features

Easily relocated to facilitate changes in demand/relocations. Dual sided stylish profiles and materials, allowing installation requirements to be matched. Clip in accessory mounting boxes can be installed at any height.

### Pre-wired and Bespoke Variant Features

For power and data. Minimal on site wiring and elimination of wastage, saving time and money. Products meet precise needs of application so requirements are not compromised. Assured safety and peace of mind through comprehensive testing prior to despatch. Factory assembled units offer repeatable quality.

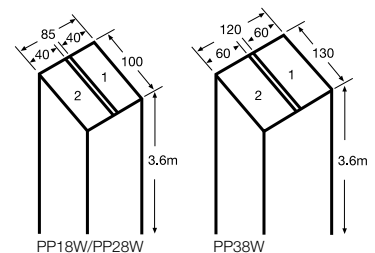
### Powerpole assemblies 3.6m

Ref	Size	Packed
PP28W	100 x 85mm All Aluminium body	1
PP18W	100 x 85mm uPVC / Aluminium body	1
PP38W	120 x 130mm All Aluminium body	1

**Note:** Power pole lids are uPVC.

**Each pack contains:**

- 1 x 3.6m power pole body
- 2 x 3.6m lid
- 4 x 1.5m divider
- 6 boxes and installation kit
- 1 x ceiling collar
- 1 x floor boot

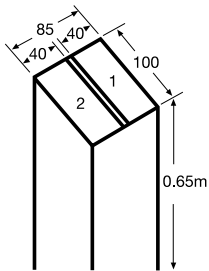




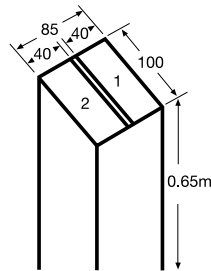
PS2865W



PS1865W



PS2865W



PS1865W

### Powerpost assemblies

Ref	Size	Packed
PS2865W	100 x 85mm All Aluminium body	1
PS1865W	100 x 85mm uPVC / Aluminium body	1

**Note:** Power post lids are uPVC.

**Each pack contains:**  
 1 x 650mm power post body  
 2 x 650mm lid  
 2 x 500mm divider  
 6 boxes and installation kit  
 1 optional floor plinth for side entry.  
 Up to 5 boxes per side

### Powerpole and post fittings

Ref	Size & Body type	Packed
PPH18W	MCB/RCD Housing Unit only.	1
PPHC18W	MCB/RCD Housing Unit with cover.	1
PPE1	Extension piece 1m long for PP28 & PP38	1
<b>Note:</b> If required, the following spare components are readily available.		
CTD40W	Clip-in divider 16 x 1.5m	24

### Socket mounting box

Ref	Type	Packed
CLB314W	1 gang PP18/PS1865 (25mm deep)	10

### Socket mounting box

Ref	Type	Packed
PPBA 11W	1 gang PP28/PS2865/PP38W (25mm deep)	10
PPBA 21W	1 gang PP38 only (35mm deep)	10



### DDA plate

Ref	Description	Colour	Colour Ref	Packed
DDA1BL	1 gang	Traffic Blue	RAL5017	10
DDA1CH	1 gang	Charcoal Grey	BS10A11	10



### DDA compliant lid

Ref	Colour	Packed
CLL3G	Grey	2x3m

# Desk solutions





## Desk solutions

We offer a range of desk cable management solutions including under desk, through desk, and on desk power and communication systems.

Power distribution units are designed specifically for office furniture and screens.

### Features & benefits:

#### End user

- Wide choice of socket density and style
- Overload protection offered through MCB, and integral RCD protection
- Choice of power lead length

#### Installer

- Wieland style connector allows for interconnection of modules
- Standard or custom made options available







# IDU - In-Desk Units

**In-Desk Units bring flexibility to the desktop, such as conference and training rooms.** The range facilitates unrestricted individual access to power, media and data right on the table or desktop. Minimal depth also means no restriction on leg movement under the desk or table, even where the units are fitted near the edge.

## Features and benefits

- Integrated into the top of a desk or table with minimal depth
- Provides access to power, media and data
- Brush inserts to prevent the cables becoming lodged
- Configuration can be freely selected thanks to the modular solution
- Power sockets individually fused at 3.15A in accordance to BS6396
- 0.2m lead to Wieland GST18i3 plug



	Product Code	Description	Finish	Dimension
Frames	 INS91001	Frame For 3 Way In Desk Unit	Silver-Grey	248 x 151 x 58mm
	 INS91002	Frame For 6 Way In Desk Unit	Silver-Grey	386.5 x 151 x 58mm
Power Strips	 INS91210	2 Power & 1 Select Module	Black/Silver	217 x 52 x 44mm
	 INS91201	2 Power & 1 Twin USB Charger *	Black/Silver	217x52x44mm
	 INS91330	3 Power & 3 Select Modules	Black/Silver	355 x 52 x 44mm
	 INS91231	2 Power, 1 Twin USB * & 3 Select Modules	Black/Silver	355 x 52 x 44mm

\* 2.1A shared across both ports

SELECT Custom modules available on [p81](#).

GST Power Leads and Connectors available on [p83](#).



# FDU - Flush Desk Units

**Flush Desk Units are an easily accessible range for supplying electricity to workstations.**

The power strip clicks into the built-in frame and can be interchanged or fitted with custom modules as required.

## Features and benefits

- Compact dimensions and features for a quick installation
- Power and data sockets at the rear of the power strip
- Preferred configuration can be selected using the modular solution
- Power sockets individually fused at 3.15A in accordance to BS6396
- 0.2m lead to Wieland GST18i3 plug



	Product Code	Description	Finish	Dimension
Frames	 INS92001	Frame For 3 Way Flush Desk Unit	Silver-Grey	241 x 73 x 36mm
	 INS92002	Frame Cover For 3 Way Flush Desk Unit	Aluminium	255 x 87 x 43mm
Power Strips	 INS92210	2 Power & 1 Select Module	Black	220 x 52 x 44mm
	 INS92300	3 Power	Black	220 x 52 x 44mm

SELECT Custom modules available on [p81](#).

GST Power Leads and Connectors available on [p83](#).

# PTU - Pop Up Tower Units

**Pop Up Towers fit perfectly in any working environment. The range is ideal for integrating power and data connections in tiny spaces.**




Simply press down with your thumb to raise and lower the Pop Up Tower units.

Installation is incredibly simple. PTU is placed in a cut-out 79 mm in diameter and secured to the desk or table top from below using a lock ring.



## Features and benefits

- Press down to raise the pop up tower
- Fast and easy to install
- Suitable for desk or table tops
- Power sockets individually fused at 5Amp in accordance to BS6396
- 0.5m lead to Wieland GST18i3 plug

	Product Code	Description	Finish	Dimension
Pop Up Tower Units	 INS93102	1 Power & 1 Twin Usb Charger *	Black/Silver	Ø115 x 135mm Ø80mm cutout
	 INS93120	1 Power & 2 RJ45	Black/Silver	Ø115 x 135mm Ø80mm cutout
	 INS93111	1 Power, 1 USB charger & 1 RJ45	Black/Silver	Ø115 x 135mm Ø80mm cutout

\* 2.1A shared across both ports

GST Power Leads and Connectors available on [p83](#)

# ODU - On-Desk Units







**On-Desk Units are perfect for commercial installations such as meeting rooms, offices or desk sharing environments**

The ideal solution where flexibility is needed, these can be fixed with mounting brackets or can be free standing.

### Features and benefits

- Can be mounted to a desk or table quickly and easily with the mounting brackets
- Preferred configuration can be selected using the modular solution
- Power sockets individually fused at 3.15A in accordance to BS6396
- 0.2m lead to Wieland GST18i3 plug



	Product Code	Description	Finish	Dimension
Power Strips	 INS94220	2 Power & 2 Select Module	Black/Silver	346.3 x 73 x 88mm
	 INS94211	2 Power 45°, 1 Twin USB * & 1 Select Module	Black/Silver	300.7 x 73 x 88mm
	 INS94312	3 Power, 1 Twin USB* & 2 RJ45	Black/Silver	386.3 x 73 x 88mm
	 INS94302	3 Power & 2 RJ45	Black/Silver	344.2 x 73 x 88mm
Accessories	 INS94001	Spax Fixing Screws For End Caps	Incl. Brass threaded sleeve	Ø4 x 90mm (46mm thread length)
	 INS94002	Mounting Brackets	Anodised Aluminium	70 x 50 x 8.2mm

\* 2.1A shared across both ports

GST Power Leads and Connectors available on [p83](#).

# UDU - Under Desk Units

The Under Desk Units are available with a plastic profile. It is possible to connect multiple power strips together to form a modular system.

The range is designed primarily as a simple electricity supply unit for office workstations and permanently installed devices such as PCs, monitors, printers, etc.



## Features and benefits

- Easy installation and can be removed at any time
- Multiple fixing options, can be fitted under tables or desks, in cable ducts or in partitions
- Power sockets individually fused at 3.15A in accordance to BS6396

	Product Code	Description	Finish	Dimension
Power Strips	 INS95102	2 Power 45° & 2 Switches	Black/Silver	245 x 52 x 43mm
	 INS95104	4 Power 45° & 1 Switch	Black/Silver	365 x 52 x 43mm
Safety Module	 INS95000	Overvoltage Protection Unit	With mains & Frequency filters	220 x 52 x 43mm
Accessory	 INS95001	Stainless Steel Flat Mounting Plates	Stainless Steel	55 x 51 x 1mm

GST Power Leads and Connectors available on [p83](#)

# Select Custom Modules

**Mita SELECT custom modules are the central components of video, audio and network connections.**





Their construction offers you simple and flexible installation in facility systems. The versatility of SELECT custom modules make Mita facility systems even more flexible. With the easy-to-swap modules you can create units to meet the individual data, video and audio connection requirements of your customers quickly and simply.

Simple fitting and removal mean that all installations can be quickly adapted to changed requirements or brought up to the current state of the art.










## Features and benefits

- Flexibly interchangeable modules
- For data, video and audio connections
- Ability to upgrade your equipment with the latest custom modules.

Product Code	Description	Finish
 INS90002	1 HDMI Keystone	Black
 INS90005	Cat6 Coupling Socket/Socket Front: RJ45. Rear: Tj45 - Unshielded	Black
 INS90006	CAT6 Coupling Socket Front: RJ45. Rear: Tj45 - Shielded	White
 INS90011	1 USB 3.0A / A Keystone	Black

# Select Custom Modules








Product Code	Description	Finish
	INS90003 2x Keystone module	Black
	INS90004 1x Keystone module	Black
	INS90001 1 VGA & Miniature Jack module	Black
	INS90008 1 Data Cabling Bushing module	Black
	INS90009 1 VGA Cabling Bushing module	Black
	INS90007 Keystone Socket Cover	Black
	INS90010 Blank Cover module	Black

# GST Power Leads and Connectors





## Features and benefits

- Supply and extension cables are pre-assembled with integrated earth connection
- Available in different lengths enabling the extension of the power strips without the need for tools

	Product Code	Description	Dimension
GST power leads	 INS90502	1.5mm <sup>2</sup> , UK 13A Plug, GST18i3 Socket	2M Length
	 INS90504	1.5mm <sup>2</sup> , UK 13A Plug, GST18i3 Socket	4M Length
	 INS90510	1.5mm <sup>2</sup> , GST18i3 Plug, GST18i3 Socket	0.3M Length
GST connector leads	 INS90511	1.5mm <sup>2</sup> , GST18i3 Plug, GST18i3 Socket	1M Length
	 INS90513	1.5mm <sup>2</sup> , GST18i3 Plug, GST18i3 Socket	3M Length
	 INS90520	GST/GST Coupler Connector	40 x 28 x 11mm
GST Connectors	 INS90521	1xInput, 2xOutput Multiplier GST18, vertical tee	44 x 28 x 43mm



# GST Power Leads and connectors

		Product Code	Description	Dimension
GST Connectors		INS90522	1xInput, 2xOutput Multiplier GST18, flat tee	65 x 48 x 15mm
		INS90523	Appliance Plug With Screw Terminal	70 x 28 x 13mm





# Designed for the modern office





# Flooring systems

Schneider Electric's range of cable management flooring systems consists of floor outlet boxes, slab boxes, floor grommets, underscreed trunking and flushscreed trunking.

## Features & benefits:

### End user

- 'Hidden' power and data supply solutions in raised floors/ceiling installations
- Flexible options on placement of power/data outlets
- Optional lockable lids on floorboxes

### Installer

- Robust and durable solutions
- Wide range of dimensions in all floor system components
- Quick fix floor boxes
- Provision for RCD/MCB/RCBO protection in floorboxes

Floor boxes

Intercell floor accessories

Floor trunking

Flush screed trunking

Underscreed trunking



# Bench trunking fittings

Supplying power and data via raised floor solution offers many advantages for the modern office.

Mita floor boxes give you access to power and data wherever it is required. Both the end-user and the installer can benefit from the accessibility.

## Cable outlets and lid

### Cable outlets and lid

The cable outlets are lined with foamed plastic, preventing dirt from penetrating into the box. The lid can be rotated through 180 degrees to re-position the cable outlet in the opposite direction and can be removed in one simple operation.

**Lockable lid**  
On request.



**Flush lid infill**  
Flush lid infills of linoleum or brushed stainless steel are available as optional accessories.

**Snap locks**  
Snap-locks (plastic lid only) reduce the risk of cables pushing the lid open.

**Strong cover**  
Lid reinforced with 3mm steel insert plate

**Hinge**  
Lid will release when opened in excess of 90 degree angle to prevent damage to box.

**Cable retainers (optional)**  
To hold cables in place and prevent them being pulled out or damaged between the lid and trim.

**RCD/MCB/RCBO Protection**  
The 3-compartment 100 and 130 mm box comes complete with a plastic cover to house a RCD/ MCB/ RCBO unit, if required.

DIN rail kit and RCD/MCB/RCBOs may be purchased separately. (3 compartment 70 mm box comes complete with a metal blanking plate).



**Swivel fixing**  
Optional - black


**Quick fix function**  
For quick and easy installation, self locking tabs push fit into place to secure the box.

**Metal base box**  
Base box in three different heights, 70, 100 and 130mm


**Various knockouts**  
Various knockouts per compartment for flexible conduits.  
70 mm box - Ø 20 mm  
100 mm box - Ø 20/25 mm  
130 mm box - Ø 20/25 mm  
incl. one Ø 32 mm

**Metal compartment dividers**  
Ensure good separation of power and data.

# Easy to install and use




**Quick-fix function**  
For quick and easy installation, self-locking tabs push-fit into place to secure the box, effective in all floor types. No tools are required.




**High capacity**  
Three or four plates, with metal compartment dividers for good separation of power and data.




**RCD/MCB/RCBO**  
3-compartment 100 and 130 mm box comes complete with cover to house a RCD/RCBO unit, if required. DIN rail kit and RCD/RCBOs may be purchased separately.



**Cable retainers (optional)**  
To hold cables in place and prevent them being pulled out or damaged between the lid and trim.



**Self-closing**  
The lid is self-closing to minimize the risk of accidents. When opened in excess of 90 degrees, the lid will release.



**Cable outlets**  
The lid has double cable outlets and can be turned through 180 degrees.



**Carpet/infill recess**  
In the plastic trim box the maximum thickness of the insert material is 6 mm and in the stainless steel trim box it is 15mm.



**Lockable lid (optional)**  
Available pre-fit, on request.

# Floor outlet boxes

## Empty floor outlet boxes

Complete, rectangular, three or four compartment floor outlet box for use with British Standard outlets. A wide range of mounting plates in both 75 and 87mm width are available. The floor box is provided with a quick-fix, metal base box. The lid, with integrated cable outlets, can be installed in two positions and can easily be removed during installation and use. The lid can be fitted with a floor material insert; the plastic floor box has a ready-to-use infill available as an accessory.

## Three-compartment floor outlet boxes for 87mm mounting plates

The three-compartment plastic trimmed floor box has a maximum outlet capacity of 3x2 gang accessories. The 70mm deep box comes with a steel cover over the empty space next to the 3rd compartment, whereas the 100 and 130mm deep versions have a plastic cover. The space underneath the cover gives extra cable space/enhanced bending radius, to the 3rd compartment. Alternatively, for 100 and 130mm deep versions, modular DIN-rail equipment, such as an RCD earth leakage breaker, can be used by fixing the optional DIN-rail kit in the bottom of the base box and removing the knock-outs in the plastic cover. Material: PA/ABS, sheet steel.

Ref	Type	Colour		Dimensions ABC (mm)	Packed
INS53070	70mm deep	Grey		70/222/348	1
INS53100	100mm deep	Grey		100/222/348	1
INS53130	130mm deep	Grey		130/222/348	1



As the above but in brushed stainless steel.  
Material: Stainless steel, sheet steel.

INS53170	70mm deep	-		84/222/348	1
INS53200	100mm deep	-		114/222/348	1
INS53230	130mm deep	-		144/222/348	1

## Four-compartment floor outlet boxes for 75mm mounting plates

The four-compartment plastic trimmed floor box has a maximum outlet capacity of 4x75mm wide plates (maximum of 3 twin switch sockets + 1 data plate). DIN-rail not compatible with four-compartment box. Material: PA/ABS, sheet steel.

INS54070	70mm deep	Grey		70/222/348	1
INS54100	100mm deep	Grey		100/222/348	1
INS54130	130mm deep	Grey		130/222/348	1



As the above but in brushed stainless steel.  
Material: Stainless steel, sheet steel.


INS54170	70mm deep	-		84/222/348	1
INS54200	100mm deep	-		114/222/348	1
INS54230	130mm deep	-		144/222/348	1

## Mounting plates for 3-compartment floor boxes

87mm wide plates with outlets

173 x 87mm plates with British Standard power sockets for use with a 3-compartment floor box.  
Material: sheet steel.

INS55301	Q301 With twin BS1363 13A switched socket (dual earth)	Blue		32/87/173	1
INS55313	Q313 With twin BS5733 13A (non-standard and clean earth) socket	Blue		32/87/173	1
INS55312	Q312 With three single BS1363 13A sockets	Blue		32/87/173	1

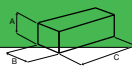





# Floor box accessories

## Mounting plates for 3-compartment floor boxes

87mm wide mounting plates

Ref	Type	Colour		Dimensions BCA (mm)	Packed
INS55314	Q314 Plate to accept moulded twin gang accessory	Blue		87/173/7	1
INS55321	Q321 Plate to accept two moulded single gang accessories, 86x86mm	Blue		87/173/2	1
INS55322	Q322 Plate to accept up to six LJ6C/RJ45 data/comm accessories, 37x22mm knock outs	Blue		87/173/2	1
INS55325	Q325 Plate to accept up to eight LJ6C/RJ45 data/comm accessories, 37x22mm knock outs	Blue		87/173/1	1
INS55328	Q328 Plate (angled down) to accept four LJ6C/RJ45 data/comm accessories	Blue		87/173/23	1
INS55323	Q323 Plate with two Euro 50x50 mm frames to accept data/comm accessories	Blue		87/173/19	1
INS55326	Q326 Blank plate	Blue		87/173/1	1

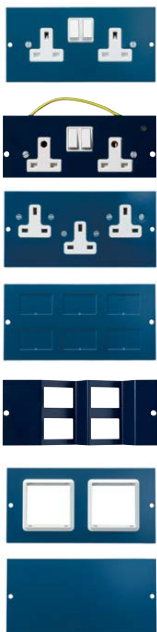


## Mounting plates for 4-compartment floor boxes


75mm wide plates with outlets

173 x 75 mm plates with British Standard power sockets, for use with a 4-compartment floor box.  
Plate material: sheet steel.

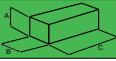
INS55471	Q471 With twin BS1363 13A switched socket (dual earth)	Blue		75/173/32	1
INS55473	Q473 With twin BS5733 13A (non-standard and clean earth) socket	Blue		75/173/28	1
INS55475	Q475 With three single BS1363 13A sockets	Blue		75/173/28	1
INS55472	Q472 Plate to accept up to six LJ6C/RJ45 data/comm accessories, 37x22mm knock outs	Blue		32/87/173	1
INS55478	Q478 Plate (angled down) to accept four LJ6C/RJ45 data/comm accessories	Blue		32/87/173	1
INS55474	Q474 Plate with two Euro 50 x 50 mm frames to accept data/comm accessories	Blue		32/87/173	1
INS55476	Q476 Blank plate	Blue		32/87/173	1



# Floor box accessories



## Accessories


DIN rail RCD/MCB/RCBO kit					
Ref	Type	Colour		Dimensions ABC (mm)	Packed
DIN rail kit including rail and pop rivet (plus self tapping screw) for the mounting of RCBs and other DIN devices. The rail is to be fixed on a dedicated location in the base box of 100 mm and 130mm. 3-compartment floor boxes. Material: sheet steel.					
INS55100	DIN rail	-		39/8/35	1
Lid infill, linoleum					
Linoleum lid infill to be used in the lid of Mita plastic floor outlet boxes. Provided with self-adhesive tape underneath. Material: linoleum.					
ISM50819	Lid infill, linoleum	Grey		6/317/163	1
Lid infill, stainless steel					
Stainless steel lid infill to be used in the lid of Schneider plastic floor outlet boxes. Provided with self-adhesive tape layer underneath and with protective film on the surface. Material: stainless steel, rubber.					
ISM50820	Lid infill, stainless steel	-		6/317/163	1
Swivel fixings					
Swivel fixings to be mounted on each side of the floor boxes. Intended for use as additional fixing method in raised floors with a panel thickness between 23mm and 53mm. Material: PA6, steel.					
ISM50823	Swivel fixing	Blue		58/12/25	2
Cable retainers					
Plastic cable retainers to safely route cables through outlets to avoid damage between lid and trim. Material: PA6.					
INS55010	Cable retainer	Red		28/30/68	2
Circuit breakers					
Schneider Electric Square D circuit breakers are available					

## Slab box

For 3 and 4 compartment slab box accessories, please use 87mm (3 comp) plates shown on pages 93

Ref	Description	Packed
FSBX3	3 compartment	1
FSBX4	4 compartment	1

# Intercell floorbox and accessories














## Intercell floor boxes


Intercell is a low profile cable management flooring system offering strong, space saving cellular flooring systems, designed to manage cable distribution in existing and new structures. The Intercell floor system is compatible with Schneider 3 and 4 compartment integral floor boxes. This enables the floor panel which is complete with integral box, to simply drop into place. A wide range of plates complements the system for power, voice and data requirements.

## 3-compartment floor panel

Ref	Description	Packed
FBI3	Floor panel and integral three compartment outlet box	1

## 3-compartment plates




Ref	Description	Position	Packed
FBIP706	Twin switched socket		1
FBIP707	2 x single unswitched sockets		1
FBIP708	4 x flat data RJ45/6C		1
FBIP709	4 x 30° angled data RJ45/6C		1
FBIP710	2 x 45° angled data RJ45/6C		1
FBIP711	Blank		1
FBIP712	Blank		1
FBIP713	6 x flat data RJ45/6C		1
FBIP715	3 x angled data RJ45/6C 2 @ 45° and 1 @ 75°		1
FBIP720	4 x data alpha snap		1
FBIP721	4 x data CAT6 kit incl. modified cable outlets		1
Data cutouts - 37 x 22mm			




## 4-compartment floor panel


Ref	Description	Packed
FBI4	Floor panel and integral four compartment outlet box	1

## 4-compartment plates

Ref	Description	Position	Packed
FBIP717	Twin switched socket		1
FBIP718	3 x flat data RJ45/6C		1
FBIP719	2 x angled data RJ45/6C 1 @ 45° and 1 @ 75°		1



# Data accessories



## DAT-MAT

DAT-MAT is a low smoke, water resistant polymer mat, designed for laying cables under raised floors. By raising data cables off of the floor, Dat-Mat protects against low water flooding, attack from chemicals in the floorscreed, and sharp edges in the floor finish.

- Lightweight
- Easy to cut on site
- No earthing required - therefore saving time on installation and low maintenance
- Protects against low flooding
- Standard thickness 5mm
- Lengths 2m

Ref	Description	Packed
DM3005P	300mm wide mat	2m
DM5505P	550mm wide mat	2m

# Grommets



## Grommets

Ref	Description	Packed
Access		
FGSP100G	96mm dia, Grey	1
FGSP125G	127mm dia, Grey	1
FGSP169G	169mm dia, Grey	1
FGSP209G	209mm dia, Grey	1

Metal floor grommet including cam fixings, two part cover and sealing foam for protection from dust and wet floor cleaning. The cover has the function of a watertight blank plate when not in use.

INS40550	127mm dia, zinc, chromium plated	1
----------	----------------------------------	---

Power/Cleaners' grommets  
(supplied with 13A single socket outlet)

Ref	Description	Packed
FGPP125G	127mm dia, Grey	1
FGPP12564G	64mm deep - 127mm dia, Grey (suitable for 60mm Intercell floors)	1
FGPP125GRCD	127mm dia, Grey c/w 30mA RCD	1
FGPD125G	127mm dia, Grey c/w 2 x RJ45/LJ6C cutouts	1

Other variations available on request.

# Flush screed trunking



## Flush screed trunking

Body: 1.6mm thick galvanised steel  
Lid: 3.0mm thick galvanised steel

### Features

- Long lengths requiring fewer couplings
- Easier to install
- Fewer components required - universal junction boxes
- Flexibility of installation - floor boxes can be repositioned to suit changing requirements
- Lids alternate in 200mm and 400mm lengths

Ref	Size (lxwxh)	Depth each	Packed
FST2065	2000 x 325 x 65mm	65mm	2m
FST2060	2000 x 325 x 60mm	60mm	2m

## Universal connector

Trunking connector (1 pack required per length)

Ref	Size (lxwxh)	Depth each	Packed
FSTCTT			1

Replacement fillets are available when an outlet unit is to be decommissioned.

## Universal junction units

Ref	Size (lxwxh)	Depth each	Packed
FSTJ65	475 x 475 x 65mm	65mm	1
FSTJ60	475 x 475 x 60mm	60mm	1

Note: Trunking connectors need to be purchased separately.

## Rising bends

Gussetted

Ref	For depth	Packed
FSTRB65	65mm	1
FSTRB60	60mm	1
Un-gussetted		
FSTRBU65	65mm	1
FSTRBU60	60mm	1

## Stop end

Ref	For depth	Packed
FSTSE65	65mm	1
FSTSE60	60mm	1

## Outlet boxes

Flush screed trunking

Please use 87mm (3-compartment) plates shown on page 89  
Outlet unit, hinged lid, grey carpet trim/grid, brackets

Ref	Size/description	Article No.	Packed
FTO65	To suit 65mm deep trunking	5150 857	1
FTO60	To suit 60mm deep trunking	5150 858	1

# Underscreed trunking



## Technical data

- Lengths 2m
- Depths 25 or 38mm
- Galvanised Steel
- Boxes feature in-built height adjustment and levelling facility
- Boxes available for conduit application
- Wide range of accessory plates

## 3 compartment underscreed trunking

Length: 2m Width: 225mm			
Ref	Description		Packed
UT2225	Steel trunking, depth 25mm		1 x 2m
UT2238	Steel trunking, depth 38mm		1 x 2m
*Connector needs to be purchased separately (1 connector required per length).			

## 90° junction box

Ref	Description		Packed
	For 25mm trunking		
UTJB2567	For depth adjustment 60-75mm		1
UTJB2579	For depth adjustment 75-90mm		1
	For 38mm trunking		
UTJB3867	For depth adjustment 60-75mm		1
UTJB3879	For depth adjustment 75-90mm		1

## Through/end junction box

1 blank side adaptor included.			
Ref	Description		Packed
	For 25mm trunking		
UTTE2567	For depth adjustment 60-75mm		1
UTTE2579	For depth adjustment 75-90mm		1
	For 38mm trunking		
UTTE3867	For depth adjustment 60-75mm		1
UTTE3879	For depth adjustment 75-90mm		1

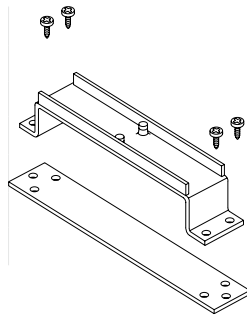
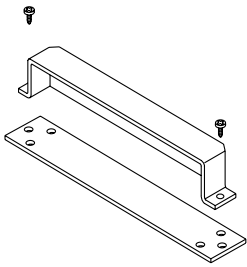
## Four way/tee junction box

1 blank side adaptor included.			
Ref	Description		Packed
	For 25mm trunking		
UTJC2567	For depth adjustment 60-75mm		1
UTJC2579	For depth adjustment 75-90mm		1
	For 38mm trunking		
UTJC3867	For depth adjustment 60-75mm		1
UTJC3879	For depth adjustment 75-90mm		1

## Standard rising bend

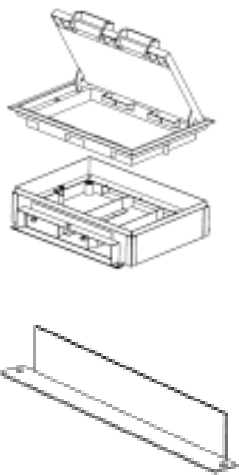
Ref	Description		Packed
UTRB25	For 25mm trunking		1
UTRB38	For 38mm trunking		1

# Underscreed trunking



## Stop end and connector

Ref	Description	Packed
Stop end		
UTS25	For 25mm trunking	1
UTS38	For 38mm trunking	1
Connector		
UTC25	For 25mm trunking	1
UTC38	For 38mm trunking	1



## UTO outlet boxes for trunking

Please use 87mm plates shown on page 89.  
Comprising outlet box, through type, hinged lid, grey carpet trim and base.

Ref	Description	Packed
3-compartment box for 225 x 25mm trunking		
UTO2560	For depth adjustment 60-75mm	1
UTO2575	For depth adjustment 75-90mm	1
3-compartment box for 225 x 38mm trunking		
UTO3860	For depth adjustment 60-75mm	1
UTO3875	For depth adjustment 75-90mm	1

## Blank adaptor

Ref	Description	Packed
UTOB25	For 25mm deep trunking	1
UTOB38	For 38mm deep trunking	1



## For screeded floors

Comprising outlet box, hinged lid, grey carpet trim and steel base.

## Conduit Fed Screeded Unit

Ref	Size/description	Packed
3-compartment, use 87mm plates		
UTB0360	(Conduit entry, screed depth 60-75mm)	1
UTB0375	(Conduit entry, screed depth 75-90mm)	1
4-compartment, use 65mm plates		
UTB0460	(Conduit entry, screed depth 60-75mm)	1
UTB0475	(Conduit entry, screed depth 75-90mm)	1



# Underscreed trunking



## Mounting plates for 3-compartment screed units

1.2mm plate - 173 x 87mm				
For use with:	FTO65, FTO60 UTO2560, UTO2575, UTO3860, UTO3875 UTB0360, UTB0375			
New Ref	Old Ref	Type	Suitability	Packed
Q311	-	Twin 13A SSO BS1363 (complete) Dual earth as standard	3	1
INS55312	Q312	3 x single 13A SO BS1363 (complete)	3	1
INS55313	Q313	Twin 13A Non standard C/E SSO BS5733 (complete)	s	1
INS55314	Q314	To accept moulded twin gang accessory*	Data only	1
INS55321	Q321	To accept two standard 86 x 86mm UK wall* plates (data only) (for CAT5e and CAT6)	Outer comp only	1
INS55322	Q322	To accept 6 x LJ6C/RJ45 (for CAT5e and CAT6)*	3	1
INS55323	Q323	2 x Euro 50 x 50mm frames (complete)*	3	1
INS55326	Q326	Blank plate	3	1
INS55325	Q325	To accept 8 x LJ6C/RJ45 (for CAT5e and CAT6)	3	1

\* Please note, in certain installations eg, shallow box systems, it may not be possible to install a CAT6 solution  
s Height restriction 65mm or greater.

## Mounting plates for 4-compartment screed units

1.2mm plate - 173 x 65mm				
For use ONLY with: UTB0460, UTB0475				
Ref		Type	Suitability	Packed
Q411		Twin 13A SSO BS1363 (complete)	3	1
Q413		Twin 13A N/S C/E SSO BS5733 (complete)	s	1
Q422		To accept 4 x LJ6C/RJ45**	3	1
Q426		Blank plate	3	1

\*\* Due to space requirements for plug tops, it is not recommended that power plates are installed adjacent to each other in a four compartment box.  
s Height restriction 65mm or greater.







A photograph showing three people in a professional setting. On the left, a man wearing a blue hard hat and a high-visibility yellow vest is pointing towards a laptop screen. In the center, a woman with long brown hair is smiling and looking at the laptop. On the right, a man in a dark suit and white shirt is leaning over, looking intently at the laptop. The background is a bright, modern office with large windows.

Tough, robust  
and versatile



# Trunking and conduit

A range of trunking and conduit for all electrical installation applications.

- TRK heavy duty trunking
- Midi trunking
- Coiled miniature trunking
- Miniature trunking
- Trunking switch & socket boxes
- Conduit & fittings
- Flexible conduit
- Installation components

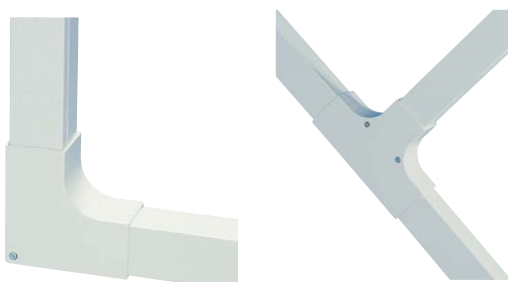
# TRK heavy duty trunking



## Technical data

- Material: uPVC
- 3m lengths
- Colour: white
- BS EN 50085-1, BS EN 50085-2-1, BS4678 Pt4, BS7671 (IET Regulations)
- Range of sizes from 50 x 50mm to 150 x 150mm
- Designed for rapid installation
- Installation simplified by a wide range of fittings
- Heavy duty construction – to BS 4678 Part 4

Note: please see page 124 for details relating to thermal expansion



## Trunking assemblies

Ref	Size (W x D)	Packed
TRK50W	50 x 50mm	18m
TRK501W	75 x 50mm	12m
TRK502W	100 x 50mm	12m
TRK503W	150 x 50mm	6m
TRK75W	75 x 75mm	12m
TRK100W	100 x 100mm	6m
TRK150W	150 x 150mm	3m

## Divider

Lengths 1.5m - Self adhesive

Ref	Size	Packed
DIV50	50mm	30m

# TRK cable trunking fittings

TRK fittings – popular fittings are supplied as Patented Moulded (M) units for which couplings are not required. Other fittings are Fabricated (F) and come complete with couplings.

### Technical data

- Colour: white



### Flat angles (M)

Ref	For trunking size	Packed
FAU50W	50 x 50mm	1
FAU501W	75 x 50mm	1

### Flat angles (F)

Ref	For trunking size	Packed
FAU502W	100 x 50mm	1
FAU503W	150 x 50mm	1
FAU75W	75 x 75mm	1
FAU100W	100 x 100mm	1
FAU150W	150 x 150mm	1

### Internal angles (M)

Ref	For trunking size	Packed
IAU50W	50 x 50mm	1
IAU501W	75 x 50mm	1
IAU75W	75 x 75mm	1

### Internal angles (F)

Ref	For trunking size	Packed
IAU502W	100 x 50mm	1
IAU503W	150 x 50mm	1
IAU100W	100 x 100mm	1
IAU150W	150 x 150mm	1

### External angles (M)

Ref	For trunking size	Packed
XAU50W	50 x 50mm	1
XAU501W	75 x 50mm	1
XAU75W	75 x 75mm	1

Note: The internal cover of XAU 501W is radiused.


### External angles (F)

Ref	For trunking size	Packed
XAU502W	100 x 50mm	1
XAU503W	150 x 50mm	1
XAU100W	100 x 100mm	1
XAU150W	150 x 150mm	1

### Flat tees (M)

Ref	For trunking size	Packed
FTU50W	50 x 50mm	1
FTU501W	75 x 50mm	1

# TRK cable trunking fittings



## Flat tees (F)

Ref	For trunking size	Packed
FTU502W	100 x 50mm	1
FTU503W	150 x 50mm	1
FTU75W	75 x 75mm	1
FTU100W	100 x 100mm	1
FTU150W	150 x 150mm	1

Internal and external tees are available to special order. Please contact us for further details.

## Cable retainers

Ref	For trunking size	Packed
RET50W	50 x 50mm	10
RET501W	75 x 50mm	10
RET75W	75 x 75mm	10

## Socket outlet units

Ref	Size	Packed
SSU1W	1 gang	10
SSU2W	2 gang	10

For use with 100mm trunking only TRK100W + TRK502W

## Internal couplings

Supplied in pairs, self adhesive.		
Ref	For trunking size	Packed
IC50W	50mm deep	10
IC75W	75mm deep	10
IC100W	100mm deep	10
IC150W	150mm deep	10

## External couplings – self adhesive

Ref	For trunking size	Packed
EXC50W	50 x 50mm	1
EXC501W	75 x 50mm	1
EXC502W	100 x 50mm	1
EXC503W	150 x 50mm	1
EXC75W	75 x 75mm	1
EXC100W	100 x 100mm	1
EXC150W	150 x 150mm	1




# TRK cable trunking fittings



## Flanged couplings

Ref	For trunking size	Packed
FC50W	50 x 50mm	1
FC501W	75 x 50mm	1
FC502W	100 x 50mm	1
FC503W	150 x 50mm	1
FC75W	75 x 75mm	1
FC100W	100 x 100mm	1




## Stop ends

Ref	For trunking size	Packed
TSE50W	50 x 50mm	5
TSE501W	75 x 50mm	5
TSE502W	100 x 50mm	5
TSE503W	150 x 50mm	1
TSE75W	75 x 75mm	5
TSE100W	100 x 100mm	1
TSE150W	150 x 150mm	1

# Midi trunking and fittings

A useful intermediate choice between miniature and heavy duty trunking.



## Technical data

- Material: uPVC
- 3m lengths
- Colour: white
- BS EN 50085-1, BS EN 50085-2-1, BS4678 Pt4, BS7671 (IET Regulations)
- 50 x 50mm and 50 x 30mm
- Clip in divider to allow for circuit segregation
- Double locking clip on lid for safety and security

## Trunking assemblies

Ref	Size	Packed
MID30W	50 x 30mm	30m
MID50W	50 x 50mm	18m

## Couplings internal

Self-Adhesive, supplied in pairs.		
Ref	For trunking size	Packed
IC30W	50 x 30mm	10
IC50W	50 x 50mm	10

## Flat angles

Ref	For trunking size	Packed
MFA30W	50 x 30mm	2
MFA50W	50 x 50mm	2

## External angles

Ref	For trunking size	Packed
MEA30W	50 x 30mm	5
MEA50W	50 x 50mm	5

## Internal angles

Ref	For trunking size	Packed
MIA30W	50 x 30mm	5
MIA50W	50 x 50mm	5

## Flat tees

Ref	For trunking size	Packed
MFT30W	50 x 30mm	2
MFT50W	50 x 50mm	2

## Stop ends

Ref	For trunking size	Packed
MSE30W	50 x 30mm	5
MSE50W	50 x 50mm	5

## Dividing strips

Ref	For trunking size	Packed
MDV30W	50 x 30mm	30m
MDV50W	50 x 50mm	12m

# Coiled miniature trunking



## Technical data

- Material: uPVC
- 12 to 15m lengths
- Colour: white
- BS EN 50085-1, BS EN 50085-2-1, BS4678 Pt4, BS7671 (IET Regulations)
- Compact storage
- Faster installation
- Reduced waste
- Ease of transport

### 1 Fix in flat form

After feeding the trunking from the carton the trunking is cut to length and secured in place using appropriate fixings or self adhesive backing.

### 2 Form sides

The trunking sides are then folded into position being held securely in place with positive clip action.

### 3 Snap on lid

For a neat, attractive and above all functional system.

## Standard coiled miniature trunking

Ref	Size	Size	Packed
FM1610W	16 x 10mm	15m coil	1
FM1W	16 x 16mm	15m coil	1
FM2W	25 x 16mm	15m coil	1
FM3W	38 x 16mm	12m coil	1

## Self adhesive miniature trunking

Ref	Size	Size	Packed
FMS1610W	16 x 10mm	15m coil	1
FMS1W	16 x 16mm	15m coil	1
FMS2W	25 x 16mm	15m coil	1
FMS3W	38 x 16mm	12m coil	1

# Miniature trunking




Miniature Trunking has long been regarded as the leading cable management solution for many basic installations. Our Mita range has led the growth of this sector through constant product innovation and development.

## Technical data

- Material: uPVC
- 3m lengths
- Colour: white
- BS EN 50085-1, BS EN 50085-2-1, BS4678 Pt4, BS7671 (IET Regulations)
- Comprehensive choice of profiles to suit your application
- Wide range of dedicated fittings and boxes for fast, high quality installation

## Standard range - Type EM

Ref	Size	Packed
EM1W	16 x 16mm	90m
EM2W	25 x 16mm	90m
EM3W	38 x 16mm	45m
EM4W	38 x 25mm	45m
EM5W	38 x 38mm	45m



## Self adhesive range

Ref	Size	Packed
SA1W	16 x 16mm	90m
SA2W	25 x 16mm	90m
SA3W	38 x 16mm	45m
SA4W	38 x 25mm	45m
SA5W	38 x 38mm	45m

# Miniature trunking fittings

## Technical data

- Colour: white

### Couplings

Ref	Size for trunking	Packed
MTC1W	16 x 16mm	10
MTC2W	25 x 16mm	10
MTC3W	38 x 16mm	10
MTC4W	38 x 25mm	10
IC38W*	38 x 38mm	10
*Internal coupling		

### Stop ends

Ref	For trunking size	Packed
MSE1W	16 x 16mm	10
MSE2W	25 x 16mm	10
MSE3W	38 x 16mm	10
MSE4W	38 x 25mm	10
MSE5W	38 x 38mm	10

### Flat angles

Ref	For trunking size	Packed
MFA1W	16 x 16mm	10
MFA2W	25 x 16mm	10
MFA3W	38 x 16mm	10
MFA4W	38 x 25mm	10
MFA5W	38 x 38mm	5

### External angles


Ref	For trunking size	Packed
MEA1W	16 x 16mm	10
MEA2W	25 x 16mm	10
MEA3W	38 x 16mm	10
MEA4W	38 x 25mm	10
MEA5W	38 x 38mm	5

### Internal angles

Ref	For trunking size	Packed
MIA1W	16 x 16mm	10
MIA2W	25 x 16mm	10
MIA3W	38 x 16mm	10
MIA4W	38 x 25mm	10
MIA5W	38 x 38mm	5



# Miniature trunking fittings



## Flat tees - equal

Ref	For trunking size	Packed
MFT11W	16 x 16mm	10
MFT22W	25 x 16mm	10
MFT33W	38 x 16mm	10
MFT44W	38 x 25mm	10
MFT55W	38 x 38mm	5

## Flat tees - unequal

Ref	Size	Packed
MFT21W	25 x 16mm to 16 x 16mm	10

## Side tee - unequal

Ref	Size	Packed
MST21W	25 x 16mm to 16 x 16mm	10

## Side tee - equal

Ref	Size	Packed
MST22W	25 x 16mm to 25 x 16mm	10

## Intersection tees

Ref	Size	Packed
MIT2RHW	(right hand) 25 x 16mm	10
MIT2LHW	(left hand) 25 x 16mm	10

## Flanged connectors – self-adhesive

Ref	Size	Packed
MFC1W	16 x 16mm	10
MFC2W	25 x 16mm	10

# Switch & socket boxes for miniature trunking

## Technical data

- Material: uPVC
- Colour: white
- BS 4662
- All boxes can be used with both standard and coiled miniature trunking
- Note: please see page 124 for details relating to thermal expansion



## 25mm deep breakaway boxes

Ref	Size	Packed
MMB251W	1 gang	10
MMB252W	2 gang	10
MMB252SW	2 gang side entry	10

Standard boxes accept 16 x 16mm and 25 x 16mm mini.  
Reducer kits for other sizes available on request.

## 32mm deep boxes with mini entries

Ref	Size	Packed
Rounded corners		
TBR321W	1 gang	10
TBR321CW	1 gang	100
TBR322W	2 gang	10
TBR322CW	2 gang	100
Square corners		
TBU321W	1 gang	10
TBU321CW	1 gang	100
TBU322W	2 gang	10
TBU322CW	2 gang	100

## 44mm deep boxes with mini entries

Ref	Size	Packed
TBU441W	1 gang	10

## Mini entry adapters

For use with TBU and TBR boxes		
Ref	Size	Packed
MTAU1W	16 x 16mm	10
MTAU2W	25 x 16mm	10
MTAU3W	38 x 16mm	10

## Ceiling rose box

Ref	Size	Packed
CRA12W	16 x 16mm to 25 x 16mm entries Fixing centre 50.8mm Overall diameter 82mm Depth 13.5mm	25



# Conduits

## Technical data

- Material: uPVC
- Round rigid conduits, oval conduits and channelling



### Round rigid conduit-Type RNG - heavy gauge

- High impact
- 3m lengths
- Colour: white/black
- BS EN 61386-1 and BS EN 61386-21

Note: please see page 124 for details relating to thermal expansion

Ref white	Ref black	Size	Packed
RNG20W	RNG20B	20mm	90m
RNG25W	RNG25B	25mm	90m
RNG32W	RNG32B	32mm	30m

Please note other sizes are available to special order.  
Please contact us for further details.



### Oval conduit-Type OVL

- Length 3m, alternative lengths are available to order
- Colour: white
- BS 4607 Pt5

Ref	Size	Packed
OVL12W	12mm	150m
OVL16W	16mm	150m
OVL20W	20mm	150m
OVL25W	25mm	150m
OVL32W	32mm	75m
OVL38W	38mm	75m



### Channelling-Type CHN Standard gauge

- Lengths 2m, alternative lengths are available to order
- Colour: white

Ref	Size	Packed
CHN12W	12mm	150m
CHN25W	25mm	150m
CHN38W	38mm	100m

# Conduit fittings

## Technical data

- Colour: white/black
- BS 4607 Pt5



## Standard couplings

Ref white	Ref black	Size	Packed
PSC20W	PSC20B	20mm	100
PSC25W	PSC25B	25mm	50
PSC32W	PSC32B	32mm	50

## Expansion couplings

Ref white	Ref black	Size	Packed
PEC20W	PEC20B	20mm	50
PEC25W	PEC25B	25mm	50

## Reducers

Ref white	Ref black	Size	Packed
RED25W	RED25B	25-20mm	100
RED32W	RED32B	32-25mm	50

## Strap saddles

Ref white	Ref black	Size	Packed
PSS20W	PSS20B	20mm	100
PSS25W	PSS25B	25mm	100
PSS32W	PSS32B	32mm	100

## Spacer bar saddles

Ref white	Ref black	Size	Packed
SBS20W	SBS20B	20mm	100
SBS25W	SBS25B	25mm	100
SBS32W	SBS32B	32mm	50

## Conduit fixing clips 'CLIC'

Ref white	Ref black	Size	Packed
UK20W	UK20B	20mm	50
UK25W	UK25B	25mm	50

## Round spring clip saddles

Single fixing hole in centre.			
Ref white	Ref black	Size	Packed
CSA20W	CSA20B	20mm	100
CSA25W	CSA25B	25mm	50

# Conduit fittings



## Oval spring clip saddles

Ref white		Size	Packed
PXC20W		20mm	100
PXC25W		25mm	100

Ref white	Ref black	Size	Packed
PFA20W	PFA20B	20mm	100
PFA25W	PFA25B	25mm	50
PFA32W	PFA32B	32mm	50

## Adaptors – male thread with lockrings

Ref white	Ref black	Size	Packed
PMA20W	PMA20B	20mm	100
PMA25W	PMA25B	25mm	50
PMA32W	PMA32B	32mm	50

## Male bushes – screwed

Ref white	Ref black	Size	Packed
MBS20W	MBS20B	20mm	100
MBS25W	MBS25B	25mm	100
MBS32W	MBS32B	32mm	100

## Bell mouth bushes

White only			
Ref		Size	Packed
MBB25W		25mm	100

## Lockrings screwed - uPVC

Ref white	Ref black	Size	Packed
CLR20W	CLR20B	20mm	100
CLR25W	CLR25B	25mm	100
CLR32W	CLR32B	32mm	50

## Heavy gauge bends with two couplings

Ref white	Ref black	Size	Packed
NBH20W	NBH20B	20mm	25
NBH25W	NBH25B	25mm	20
NBH32W	NBH32B	32mm	10

# Conduit fittings



## Inspection elbow

Ref white	Ref black	Size	Packed
PIE20W	PIE20B	20mm	50

## Inspection bends

Ref white	Ref black	Size	Packed
PIB20W	PIB20B	20mm	25
PIB25W	PIB25B	25mm	20

## Inspection tees

Ref white	Ref black	Size	Packed
PIT20W	PIT20B	20mm	20
PIT25W	PIT25B	25mm	20

## Circular junction boxes

- Colour: white/black
- BS 4607 Pt5
- Note: Maximum load is 3kg at 60°C
- When used to suspend lighting units, junction boxes should be used in conjunction with a steel insert clip (ref SIC 1)

## Back outlet

Ref white	Ref black	Size	Packed
20CJB1W	20CJB1B	20mm	20
25CJB1W	25CJB1B	25mm	20

## Terminal

Ref white	Ref black	Size	Packed
20CJB2W	20CJB2B	20mm	20
25CJB2W	25CJB2B	25mm	20

## Through

Ref white	Ref black	Size	Packed
20CJB3W	20CJB3B	20mm	20
25CJB3W	25CJB3B	25mm	10

## Angle

Ref white	Ref black	Size	Packed
20CJB4W	20CJB4B	20mm	20
25CJB4W	25CJB4B	25mm	10

## 3-way tee

Ref white	Ref black	Size	Packed
20CJB5W	20CJB5B	20mm	20
25CJB5W	25CJB5B	25mm	10

# Conduit fittings



## Intersection

Ref white	Ref black	Size	Packed
20CJB6W	20CJB6B	20mm	20
25CJB6W	25CJB6B	25mm	10

## Terminal and back outlet

Ref	Size	Packed
Order 1 x 20CJB2 & 1 x PFA20	20mm	100
Order 1 x 25CJB2 & 1 x PFA25	25mm	50

## Through and back outlet

Ref	Size	Packed
Order 1 x 20CJB3 & 1 x PFA20	20mm	100
Order 1 x 25CJB3 & 1 x PFA25	25mm	50

## Angle and back outlet

Ref	Size	Packed
Order 1 x 20CJB4 & 1 x PFA20	20mm	100
Order 1 x 25CJB4 & 1 x PFA25	25mm	100

## Tee and back outlet

Ref	Size	Packed
Order 1 x 20CJB5 & 1 x PFA20	20mm	100
Order 1 x 25CJB5 & 1 x PFA25	25mm	100

## Intersection and back outlet

Ref	Size	Packed
Order 1 x 20CJB6 & 1 x PFA20	20mm	100
Order 1 x 25CJB6 & 1 x PFA25	25mm	100

## No spout box

Ref white	Ref black	Packed
CJB12W	CJB12B	20

## Loop-in

Ref white	Ref black	Size	Packed
20CJB13W	20CJB13B	With four base knock-outs: 20mm	20
20CJB20W	20CJB20B	With four side knock-outs: 20mm	20



# Conduit fittings



## Branch 'U' 2-way box

Ref white	Ref black	Size	Packed
20CJB17W	20CJB17B	20mm	20



## Branch 'Y' 3-way box

Ref white	Ref black	Size	Packed
20CJB18W	20CJB18B	20mm	20

## Circular box accessories



## Screws

Ref	Size	Packed
M4X6MM	Cheese head (steel)	100
M4X10MM		100
M4X20MM		100



## Circular lids and gaskets 50.8mm centres

Ref white	Ref black	Size	Packed
LID1W	LID1B	Standard 65mm dia.	100
LID2W	LID2B	Overlapping 85mm dia.	100
	GSK1B	Gasket 65mm dia.	100



## Steel insert clip

Colour: N/A		
Ref		Packed
SIC1		20



## Extension rings

Colour: white		
Ref	Size	Packed
EXR12W	12.5mm	50
EXR20W	20mm	50
EXR25W	25mm	25
EXR38W	38mm	20
EXR50W	50mm	10



# Conduit fittings



## Earth electrode boxes

Black box, red on white warning cover Plain Outlet		
Ref	Size	Packed
MEB1		10
MEB1CGB	Compression gland seal	10

## Adaptable boxes

Colour: white		
Ref	Size	Packed
AJB101070W	100 x 100 x 70mm deep	1
AJB151075W	150 x 100 x 75mm deep	1
AJB151575W	150 x 150 x 75mm deep	1

## Waterproof boxes IP66

Colour: white		
Ref	Size	Packed
WJB080860W	80 x 80 x 60mm deep	1
WJB080875W	80 x 80 x 75mm deep	1
WJB101070W	100 x 100 x 70mm deep	1
WJB151075W	150 x 100 x 75mm deep	1
WJB151575W	150 x 150 x 75mm deep	1

# Installation equipment



## Adhesive - Permanent

Colour: N/A		
Ref	Size	Packed
ADH25	250ml	1

## Bending springs

Ref For heavy gauge conduit	Size	Packed
SPH20	20mm	1
SPH25	25mm	1
SPH32	32mm	1

# Conduit fed surface mounting boxes

- Colour: white
- BS 4662
- The easiest and quickest box to install
- Non brittle for ease of drilling
- Fits popular wiring accessories from leading manufacturers
- 3 depths available



## Square corners - 25mm deep

Ref	Size	Packed
Knockout		
KBS252W	2 gang	10



## Round corners - 25mm deep

Ref	Size	Packed
Knockout		
KBR251W	1 gang	20



## Square corners - 32mm deep

Ref	Size	Packed
Knockout		
KBU321W	1 gang	10
KBU321CW	1 gang	100
KBU322W	2 gang	10
KBU322CW	2 gang	100



## Round corners - 32mm deep


Ref	Size	Packed
Plain		
PBR322W	2 gang	10
Knockout		
KBR321W	1 gang	10
KBR321CW	1 gang	100
KBR322W	2 gang	10
KBR322CW	2 gang	100



## 1 gang - 44mm deep

Ref	Size	Packed
PBU441W	Plain	10
KBU441W	Knockout	10

Note: Square cornered boxes have infill corners to take round corner plates if required.




## Circular dry lining box

- Quick and simple to install
- Suitable for pendant drops, smoke alarms etc
- Maximum weight support is 3kg at 60°C
- 2 knockouts - both 20mm
- Overall diameter 67mm
- M3.5 x 30mm required

Ref	Size	Packed
CRB2W	50.8mm fixing centre	10





# Technical guide



# Trunking cable capacity table

RANGE PROFILE	EMPTY COMPARTMENT										COMPARTMENT WITH 25MM SOCKET BOX													
	Solid		Stranded					Data			Cat 6a 10 Gig	Solid		Stranded					Data					
	1.5	2.5	1.5	2.5	4	6	10	Cat 5e	Cat 5e	Cat 6		Cat 6	Cat 6a	1.5	2.5	1.5	2.5	4	6	10	Cat 5e	Cat 5e	Cat 6	Cat 6
<b>ULTIMATE 60</b>																								
CA3 Outer Comp	50	34	47	32	25	20	12	20	14	12	9	6	50	34	47	32	25	20	12	20	14	12	9	
CA3 Centre Comp	241	166	227	158	121	95	60	99	69	59	44	31	152	104	143	99	76	60	38	62	43	37	28	
<b>ULTIMATE 62</b>																								
CU2 - Comp 1	228	194	271	184	139	109	66	98	82	70	60	182	125	171	119	91	69	43	62	53	45	39		
CU2 - Comp 2	220	148	207	141	107	83	50	75	63	53	46													
<b>CABLELINE 50</b>																								
DP3 - Outer Comp	81	54	76	52	39	31	18	27	23	20	17													
DP3 - Centre Comp	203	137	191	130	98	77	46	69	58	49	42	100	67	94	64	48	38	23	34	28	24	21		
ER3 - Top Comp	81	54	76	52	39	31	18	27	23	20	17													
ER3 - Centre Comp	203	137	191	130	98	77	46	69	58	49	42	100	67	94	64	48	38	23	34	28	24	21		
ER3 - Lower Comp	98	66	92	63	47	37	22	33	28	24	20													
EL3 - Outer Comp	98	66	92	63	47	37	22	33	28	24	20													
EL3 - Centre Comp	203	137	191	130	98	77	46	69	58	49	42	100	67	94	64	48	38	23	34	28	24	21		
<b>CABLELINE 40</b>																								
CP3 - Outer Comp	31	21	29	20	15	12	7	10	9	7	6													
CP3 - Centre Comp	152	102	143	97	73	57	35	51	43	37	32	48	32	45	31	23	18	11	16	14	12	10		
CS3 - Top Comp	31	21	29	20	15	12	7	10	9	7	6													
CS3 - Centre Comp	152	102	143	97	73	57	35	51	43	37	32	48	32	45	31	23	18	11	16	14	12	10		
CS3 - Lower Comp	40	27	37	25	19	15	9	13	11	10	8													
CL3 - Outer Comp	40	27	37	25	19	15	9	13	11	10	8													
CL3 - Centre Comp	152	102	143	97	73	57	35	51	43	37	32	48	32	45	31	23	18	11	16	14	12	10		
<b>CABLELINE Duo</b>																								
EP2 - Per Comp	226	152	213	145	109	86	52	77	64	55	47	123	82	115	78	59	46	28	41	35	30	26		
<b>DELTA 105</b>																								
DA105 Comp 1	45	31	42	29	22	18	11	18	13	11	8	6	32	22	30	21	16	13	8	13	9	8	6	
DA105 Comp 2	59	41	56	39	30	24	15	24	17	14	11	8	30	21	29	20	15	12	8	12	9	7	6	
DA105 Comp 3	59	41	56	39	30	24	15	24	17	14	11	8	30	21	29	20	15	12	8	12	9	7	6	
DA105 Comp 4	45	31	42	29	22	18	11	18	13	11	8	6	32	22	30	21	16	13	8	13	9	8	6	
DA105 No Divider	223	153	210	146	112	88	56	92	64	54	41	28	134	92	126	88	67	53	33	55	38	33	24	
<b>CONSORT</b>																								
CT104 - Comp 1	24	16	22	15	11	9	5	8	7	6	5			12	8	11	8	6	4	3	4	3	2	
CT104 - Comp 2	44	29	41	28	21	17	10	15	12	11	9			11	8	11	7	5	4	3	4	3	2	
CT104 - Comp 3	44	29	41	28	21	17	10	15	12	11	9			11	8	11	7	5	4	3	4	3	2	
CT104 - Comp 4	24	16	22	15	11	9	5	8	7	6	5			12	8	11	8	6	4	3	4	3	2	
CT104 - No Divider	151	102	142	97	73	57	34	51	43	37	32	49	33	46	31	24	18	11	16	14	12	10		
CT105 - Comp 1	35	24	33	23	17	13	8	12	10	9	7			20	14	19	13	10	8	5	7	6	5	
CT105 - Comp 2	55	37	52	35	27	21	13	19	16	13	11			22	15	21	14	11	8	5	8	6	5	
CT105 - Comp 3	55	37	52	35	27	21	13	19	16	13	11			22	15	21	14	11	8	5	8	6	5	
CT105 - Comp 4	35	24	33	23	17	13	8	12	10	9	7			20	14	19	13	10	8	5	7	6	5	
CT105 - No Divider	201	136	189	129	97	76	46	68	57	49	42	97	66	92	62	47	37	22	33	28	24	20		
CT106 - Comp 1	44	29	41	28	21	17	10	15	12	11	9			29	19	27	18	14	11	7	10	8	7	
CT106 - Comp 2	72	48	67	46	35	27	16	24	20	17	15			34	23	32	21	16	13	8	11	10	8	
CT106 - Comp 3	72	48	67	46	35	27	16	24	20	17	15			34	23	32	21	16	13	8	11	10	8	
CT106 - Comp 4	44	29	41	28	21	17	10	15	12	11	9			29	19	27	18	14	11	7	10	8	7	
CT106 - No Divider	246	166	231	158	119	93	56	83	70	60	51	146	98	137	93	71	55	33	49	42	35	31		
<b>CARLTON</b>																								
SK82 - Top Comp	27	18	26	18	13	10	6	9	8	7	6													
SK82 - Lower Comp	25	17	23	16	12	9	6	8	7	6	5													

To obtain cable capacity; select trunking compartment from left hand column, select cable type/application from top row.

Where column/row meet, read cable capacity.

Please note, all calculations in cable capacity table are theoretical only. E&OE

COMPARTMENT WITH 35MM SOCKET										With 50mm Socket Box																													
Solid		Stranded				Data				Solid		Stranded				Data																							
Cat		1.5	2.5	1.5	2.5	4	6	10	Cat		1.5	2.5	1.5	2.5	4	6	10	Cat		5e	5e	6	6	6a	5e	5e	6	6	6a										
6a									5e									5e		UTP	STP	UTP	STP	10 Gig	UTP	STP	UTP	STP	10 Gig										
6		50	34	47	32	25	20	12	20	14	12	9	6	50	34	47	32	25	20	12	20	14	12	9	6	50	34	47	32	25	20	12	20	14	12	9	6		
19		116	80	109	76	58	46	29	48	33	28	21	15	62	43	59	41	31	25	16	26	18	15	11	8	62	43	59	41	31	25	16	26	18	15	11	8		
COMPARTMENT WITH 35MM SOCKET										CAPACITY AROUND BEND RETAINING 50mm MIN BEND RADIUS																													
Solid		Stranded				Data				Data																													
Cat		1.5	2.5	1.5	2.5	4	6	10	Cat		5e	5e	6	6	6a	5e	5e	6	6	6a	5e	5e	6	6	6a	5e	5e	6	6	6a	5e	5e	6	6	6a				
6a									UTP		STP	UTP	STP	10 Gig	UTP	STP	UTP	STP	10 Gig	UTP	STP	UTP	STP	10 Gig	UTP	STP	UTP	STP	10 Gig	UTP	STP	UTP	STP	10 Gig					
		142	98	134	93	71	54	34	49	41	36	31				85	72	62	54																				
																15	13	11	9																				
		54	37	51	35	26	21	12	18	15	13	11				44	37	32	27																				
		54	37	51	35	26	21	12	18	15	13	11				15	13	11	9																				
		54	37	51	35	26	21	12	18	15	13	11				44	37	32	27																				
		54	37	51	35	26	21	12	18	15	13	11				21	18	15	13																				
		54	37	51	35	26	21	12	18	15	13	11				21	18	15	13																				
																4	4	3	3																				
																27	22	19	16																				
																4	4	3	3																				
																27	22	19	16																				
																7	6	5	4																				
																7	6	5	4																				
																27	22	19	16																				
		77	52	73	49	37	29	18	47	40	34	29																											
4		27	19	26	18	14	11	7	11	8	7	5	3																										
4		19	13	18	12	9	7	5	8	5	5	3	2																										
4		19	13	18	12	9	7	5	8	5	5	3	2																										
4		27	19	26	18	14	11	7	11	8	7	5	3																										
17		98	67	93	64	49	39	25	40	28	24	18	12																										
		15	10	14	10	7	6	3	5	4	4	3																											
		11	8	11	7	5	4	3	4	3	3	2																											
		11	8	11	7	5	4	3	4	3	3	2																											
		15	10	14	10	7	6	3	5	4	4	3																											
		55	37	52	35	27	21	13	19	16	13	12																											
		24	16	22	15	11	9	5	8	7	6	5																											
		22	15	21	14	11	8	5	8	6	5	5																											
		22	15	21	14	11	8	5	8	6	5	5																											
		24	16	22	15	11	9	5	8	7	6	5																											
		104	70	98	67	50	39	24	35	30	25	22																											

LARGE RADIUS FITTINGS  
AVAILABLE TO  
MAINTAIN 50MM MINIMUM  
BEND RADIUS



# Technical specification

We would like to draw your attention to the following important note:

## **Thermal expansion**

uPVC is subject to thermal expansion and contraction, therefore care should be taken to ensure that trunkings are adequately supported along their length and are not rigidly fixed to any base support or structure. Fixing holes should be made oversize and screws should not be over tightened. A gap should be left between adjoining lengths to allow for expansion, 2-3mm will be sufficient for most needs but where extremes of temperature change are possible, a gap of 6mm should be left. Conduit should be able to move freely within saddles or clips and it is recommended that an expansion coupling is installed when a straight run exceeds 6m.

All systems are designed to allow installers to comply with current IEE regulations.

These notes are issued for guidance and to assist good practice and workmanship.

A significant proportion of Schneider Electric's resources are dedicated to the maintenance of the highest standards of product design and manufacture. This attention to detail extends to ease of installation and most installers will be familiar with the techniques required. However, we want you the specifier or installer of our products to get the very best out of each and every Schneider Electric system. In addition to the Technical Sections of each of the main product catalogues, you can rely on the prompt attention of our experienced sales support team simply by ringing 0870 608 8 608.

Alternatively you may wish to request one of our local representatives who would be pleased to go through any particular site requirements and advise as to the most appropriate solution.

# Technical specification

**Introduction**

uPVC cable management systems allow for the segregation of power, low voltage, communication and computer cabling. They can accept standard wiring accessories which gives maximum flexibility when changes or extensions are required to the system.

**Authority**

Manufactured to comply with the requirements of BS4678: Part 4 (where applicable). All systems allow the installer to comply with the current edition of the IEE Regulations All Schneider Electric products are supplied in accordance with the stated requirements of CE marking, introduced in 1997. Cableline is protected by a Registered Design (No 1057232).

**Description**

**Composition**

Body and lids are extruded from high impact, self-extinguishing rigid uPVC. Lids for all the compartments clip to the body section with Schneider Electric's proven double locking action, for additional security and to ensure they are not accidentally displaced. The socket outlet boxes clip into the centre compartments. Angles and joint covers (where applicable) clip into position and are secured with either recessed screws or positive action clips.

**Performance**

Typical properties of rigid uPVC are:

**Specific gravity (Density)**

1.35-1.47

**Thermal expansion**

6x10 (-5) °C. This is approximately equivalent to an expansion of 2mm on a 3 metre length for a temperature rise of 10°C.

Temperature °C range	Min.	Max.
Storage and handling	-5	+50
Installation	-5	+50
Operating	-5	+60

**Water absorption**

- Negligible

**Chemical resistance**

Mineral Acids – Excellent

Detergents – Excellent

Alcohols – Fairly good but liable to attack from other solvents such as ketones, aromatics and hydrocarbons.

**Maintenance**

To be wiped clean with a damp cloth only.

**Sitework**

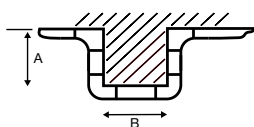
Perimeter systems are designed to allow installers of the system to comply with the current edition of the IEE Regulations. These notes are issued for guidance and to assist good practice and workmanship. Installers should satisfy themselves that the IEE Regulations are being met with regard to the particular installation.

**Fixing**

The units can be neatly cut using a fine tooth tenon or hack saw and trimmed for appearance with a sharp knife or file.

**Installing trunking around pillars**

The drawings below show the minimum dimension of pillar around which trunking can be installed by using standard components. Please call 0870 608 8 608 for details of other trunkings. If there are obstructions which are smaller than this, we will be pleased to advise. Care should be taken not to run the installation at the upper temperature continually for long periods.



Product*	A (mm)	B (mm)
Ultimate 60	220	160
Ultimate 62	220	180
Cableline 50	140	65
Cableline 40	130	65
Consort Delta 105	220	180
Consort dado CT104	110	50
Consort dado CT105	120	50
Consort dado CT106	130	50

\*These measurements are approximate and allow for a 10mm gap between fittings for inclusion of a short section of trunking/lid.

# Technical specification

## **Mita Cableline Duo Perimeter Trunking**

### **1 Scope**

Mita Cableline Duo Perimeter Trunking conforming to the material and performance requirements of this specification.

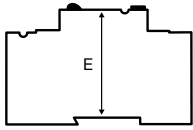
### **2 General**

- a) Trunkings shall be manufactured to BS4678: Part 4 (where applicable) under BS EN ISO9002 conditions.
- b) They shall be extruded from high impact, self extinguishing rigid uPVC with an operating temperature range of -5°C to +60°C.

### **3 Specification**

- a) Standard trunking profile shall be 210x52mm and feature 3 compartments. Trunking base shall be pre-drilled.
- b) Both compartments shall be capable of mounting wiring accessories.
- c) Both compartments shall be capable of sub-division by the use of clip-in dividers.
- d) Internal angles, external angles and joint covers shall feature safe and secure fixing by way of recessed self tapping screws covered with dome caps.
- e) All trunkings shall be capable of taking 25mm and 35mm deep, one and two gang uPVC wiring accessory mounting boxes. These can clip in at any point along the length and can be moved to suit changing installation requirements.

# Technical specification

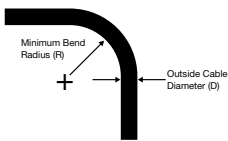


### MCB/RCD/RCBO housing units

These will accommodate either two MCBs or one RCD/RCBO unit. To verify whether the device of your choice will fit the housing unit, measurement E on the following drawing should first be taken. If this falls between 60mm and 68mm, then the device will fit. If it doesn't please contact us on 0870 608 8 608 for guidance on a customised solution

### Data cable guides

Schneider Electric are able to offer a range of data cable guides for the Ultimate 50 product range. Data cable guides provide a sweeping bend radius to maximise performance of CAT6 and fibre cables, as stipulated by BSEN50174-2 (CENELEC), ISO IEC11801 and ANSI/TIA/EIA 568B. Data cable guides can be used in conjunction with the standard trunkings, angles, tees and bends and simply clip or fix into place.



### Minimum bend radii

Minimum bend radii must be observed for all cabling to ensure it is not damaged or its performance impaired. The minimum permissible bend radius of a cable is greater during pulling in, when it is under tension, than when installed, and free from tension.

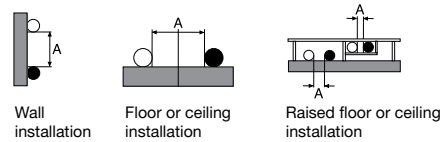
	Installed	Pulling in
EN 50174-2	Should not exceed minimum from product standard	
IEC 11801: 2nd edition	25mm for 4 pair cable <6mm 50mm for 4 pair cable <6mm	Not specified
Horizontal ANSI/TIA/EIA 568-B	4 x D for UTP 4 pair cables	Not specified
Fibre TIA 568-B	(Multipair) 10 x D	15-20 x D
Where D = outside cable diameter.		

### BS 50174-2 - Separation between Power & Information Technology Cables

In installations where the horizontal cabling length is less than 35m no separation is required, in case of screened cabling. For lengths greater than 35m, the separation distances apply to the full length excluding the final 15m attached to the outlet.

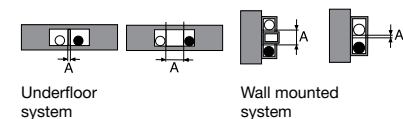
Please see table below.

	Distance A		
	Without divider or non-metallic divider <sup>(1)</sup>	Aluminium divider	Steel divider
Unscreened power cable & unscreened IT cable	200mm	100mm	50mm
Unscreened power cable & screened IT cable <sup>(2)</sup>	50mm	20mm	5mm
Screened power cable & unscreened IT cable	30mm	20mm	2mm
Screened power cable & screened IT cable <sup>(2)</sup>	0mm	0mm	0mm



Note - All cables should be fixed. For cables with fixing, minimum distance is the distance that is the worst situation between fixing points. Without fixing, 0mm distance shall be taken into consideration.

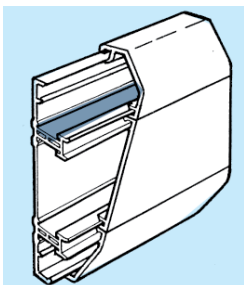
Example of power cable and information technology cables that run parallel without divider.



1) It is assumed that in case of metallic divider, the design of the cable management system will achieve a screening attention related to the material used for the divider.  
 (2) The screened IT cables shall comply with EN 50288 series.

### Steel screening divider

Provide a steel screening divider to comply with BS 50174-2.



# Technical specification

## Ultimate 60 Perimeter Trunking

### 1 Scope

Ultimate 60 conforming to the material and performance requirements of this specification.

### 2 General

- a) Trunking shall be manufactured to BS4678: Part 4 (where applicable) under BS EN ISO9001 conditions.
- b) They shall be extruded from high impact, self extinguishing rigid uPVC with an operating temperature range of -5°C to +60°C.

### 3 Specification

- a) Standard trunking profile shall be 150x60mm and feature 3 compartments. Trunking base shall be pre-drilled.
- b) External and internal angles shall allow for a +/- 5° movement.
- b) Trunking range should feature a steel divider for power and data separation (to comply with BS50174-2) for both straight lengths and for internal and external corners. Steel divider should be pre-punched.
- c) Trunking shall be capable of taking 25mm, 35mm and 50mm deep, one and two gang uPVC wiring accessory mounting boxes. These should have the ability to clip in at any point along the length and be moved to suit changing installation requirements.
- d) An oval bell mouth bush shall form part of the range to fit into screening divider knockouts preventing potential snagging of sensitive cabling.
- e) External, internal, flat bends and tees shall provide for a 50mm bend radius (as stated by ISO11801 & Cenelec standards).
- f) Internal angles, external angles and joint covers shall feature safe and secure fixing by way of recessed self drilling screws covered with "teardrop" caps.
- g) The range of colours available shall be those of the RAL/BS4800 spectrum.

## Ultimate 62 Perimeter Trunking

### 1 Scope

Ultimate 62 conforming to the material and performance requirements of this specification.

### 2 General

- a) Trunking shall be manufactured to BS4678: Part 4 (where applicable) under BS EN ISO9001 conditions.
- b) Trunking shall be extruded from high impact, self extinguishing rigid uPVC with an operating temperature range of -5°C to +60°C.

### 3 Specification

- a) Standard trunking profile shall be 190x62mm. Trunking base shall be pre-drilled.
- b) Trunking will consist of two compartments with a 60/40 split.
- c) Both compartments shall be capable of sub-division by the use of clip-in dividers.
- d) Trunking shall feature a top compartment 98x62mm and a bottom (data) compartment of 75x62mm.
- e) Trunking shall be capable of taking 25mm, 35mm and 50mm deep, one and two gang uPVC wiring accessory mounting boxes. These should have the ability to clip in at any point along the length and be moved to suit changing installation requirements.
- f) Trunking should feature a 30mm and 60mm power shelf divider.
- g) Trunking range should feature a steel divider for power and data separation (to comply with BS50174-2) for both straight lengths and for internal and external corners. Steel divider should be pre-punched and located in centre spine.
- h) An oval bell mouth bush shall form part of the range to fit into screening divider knockouts preventing potential snagging of sensitive cabling.
- i) External, internal, flat bends and tees shall provide for a 50mm bend radius (as stated by ISO11801 & Cenelec standards).
- j) Where applicable, fittings shall feature safe and secure fixing by way of recessed self drilling screws covered with caps.
- k) The range of colours available shall be those of the RAL/BS4800 spectrum.

# Technical specification

## **Cableline 50 and Cableline 40 perimeter trunking**

### **1 Scope**

Cableline 50 and Cableline 40 Perimeter Trunking conforming to the material and performance requirements of this specification.

### **2 General**

- a) Trunkings shall be manufactured to BS4678: Part 4 (where applicable) under BS EN ISO9001 conditions.
- b) They shall be extruded from high impact, self extinguishing rigid uPVC with an operating temperature range of -5 to +60°.

### **3 Specification**

- a) Standard trunking shall feature three compartments and profiles shall be 145 x 40mm, 180 x 52mm. All trunking bases shall be pre-drilled.
- b) Angles, tees, covers and end caps shall feature safe and secure fixing by way of recessed self drilling screws covered with dome caps.
- c) All trunkings shall be capable of taking 25mm deep, one and two gang uPVC wiring accessory mounting boxes, 52mm deep trunkings shall also be able to accommodate 35mm deep mounting boxes. These can clip in at any point along the trunking length and can be moved to suit changing installation requirements.
- d) The range of colours available shall be those of the RAL/BS4800 spectrum.
- e) Optional data cable guides shall be available for the external.



# Technical specification

## **Consort Dado Trunking**

### **1 Scope**

Consort Dado Trunking conforming to the material and performance requirements of this specification.

### **2 General**

- a) Trunking shall be manufactured to BS4678: Part 4 (where applicable) under BS EN ISO9001 conditions.
- b) They shall be extruded from high impact, self-extinguishing rigid uPVC with an operating temperature range of -5 to +60°C.

### **3 Specification**

- a) Standard trunking shall feature a single compartment and profiles shall be 100x40mm, 100x50mm or 100x60mm. Trunking bases shall be pre-drilled.
- b) The trunking shall be capable of sub-division by the use of clip-in dividers.
- c) Optional external, internal and flat angles for all profiles shall be available to provide a 50mm bend radius.
- d) All trunking shall be capable of taking one and two uPVC wiring accessory mounting boxes. These can clip in at any point along the trunking length and can be moved to suit changing installation requirements. Trunking of dimensions 100 x 40mm shall accept 25mm mounting boxes and trunking of dimensions 100 x 50mm and 100 x 60mm shall accept 25mm and 35mm mounting boxes.
- e) The trunking shall feature a double locking lid for extra security.

# Technical specification



## Raised access floor outlet boxes

The Schneider Electric floor box range contains a complete portfolio of products for installation of British Standard outlets for power and data in raised floor applications. Plastic and stainless steel trimmed floor boxes are available, each including lid, carpet trims and a metal base box, ready for mounting either three or four outlets. The lid can be infilled with various floor materials. The plastic trim can accommodate an insert of up to 6 mm thickness, and ready-to-use lid infills of grey linoleum or stainless steel are available. The stainless steel trim can accommodate up to 15mm thick insert materials, such as carpet, wood or stone tiles. All floor boxes feature a convenient quick-fix fixing system, enabling a tool-free and secure fit into the floor.

## Benefits

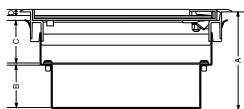
- Quick and easy installation, without tools
- Large outlet capacity
- Wide range of plates and accessories to satisfy end-user requirements
- Three depths: 70, 100 and 130mm
- The 100 and 130mm 3-compartment versions are prepared for integration of a circuit breaker
- Lid recesses can be infilled with most common floor finishes
- Reversible, self closing lid
- Durable and scratch-resistant material
- According to BS EN 60670-23:2008 standard

## Technical and Material data

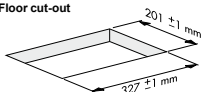
<b>PA/ABS</b>	Density	1.12 g/cm <sup>3</sup>
	Linear expansion	70x10 <sup>-6</sup> m/m°C
	Water absorption	0.9%
	Volume resistivity 1	014 Ω cm
	Dielectric strength	19 kV/mm
	Colour Grey	RAL 7011
<b>PA6</b>	Density	1.13 g/cm <sup>3</sup>
	Linear expansion	70-100x10 <sup>-6</sup> m/m °C
	Colour Blue	RAL 5003
<b>Sheet steel specification S 350 GD</b>	Density	7.8 g/cm <sup>3</sup>
	Surface treatment	Zinc coated
<b>Stainless steel specification X5CrNi 18-10</b>	Density	7.8 g/cm <sup>3</sup>
	Cable capacity	1720 mm <sup>2</sup> , max. cable Ø 11 mm
<b>Temperature range</b>	Operating temperature from -25°C to +60°C	
<b>Degree of protection</b>	IP20	
<b>Standards</b>	The products comply with BS EN 60670-23:2008 The products satisfy the provisions for CE marking according to the Low Voltage Directive 73/23/EEC and 93/68/EEC	

## Dimensions

Dimensions



Floor cut-out



	A mm	B mm	C mm	D mm
<b>Plastic trimmed boxes</b>				
INS53070 INS54070	75	30	30	6
INS53100 INS54100	105	45	45	6
INS53130 INS54130	135	60	60	6
<b>Steel trimmed boxes</b>				
INS53170 INS54170	84	30	30	15
INS53200 INS54200	114	45	45	15
INS53230 INS54230	144	60	60	15

## Floor grommets

Please contact the technical office for data sheet.

# Technical specification

## Flushscreed trunking

### Installation instructions

1. Plan and mark out trunking layout in accordance with site/project requirements.
2. To ensure a satisfactory result, the trunking base should be fully supported along its width and entire length.
3. Lay out trunking lengths and junctions units in the first line and joint together using appropriate jointing kits.
4. When the line is straight and in position, secure the trunking to the structural floor slab to ensure a firm installation.
5. Once the grid is in position and completely secured, screeding can commence using the trunking top cover as a datum.
6. When the concrete has completely set, covers can be removed to enable wiring installation.
7. **NB:** Care should be taken to ensure that trunking runs are clean and free from excess moisture prior to cable installation particularly important when concrete requires additional watering during curing, to prevent cracking in especially hot climates.

### Layout

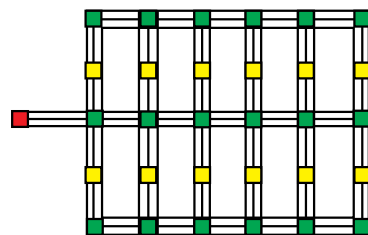
Depending on the degree of flexibility required, the ducting system is usually laid out on a Grid, Fishbone or Comb pattern.

A Grid pattern is recommended if the user requires maximum flexibility. In any reorganisation of the users work areas, the Grid patterned system provides maximum options for cabling requirements.

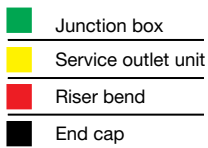
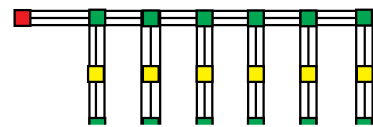
A Fishbone pattern is ideal for medium sized areas where fewer outlet points are required.

A Comb pattern offers economy with optimum floor outlet positioning.

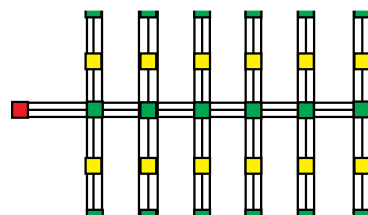
### Grid pattern



### Comb pattern



### Fishbone pattern



### Flushscreed trunking system

1. A complete system of 3 compartment flush floor trunking (to accommodate power, telephone and data services) shall be provided to serve the office areas of the building, such that maximum flexibility may be obtained throughout. The flush trunking base shall be fully supported along its width and entire length.
2. The Flushscreed Trunking, 325mm wide, having cover lids of 200mm and 400mm, shall be manufactured in suitable lengths to provide a modular system which can be prefabricated on site.
3. The trunking compartment dividing fillets shall be manufactured from 1.2mm thick galvanised sheet steel and meet the underside of the trunking lids. The top of the fillets and the lid supporting edge of the trunking body shall be provided with a sound deadening/sealing gasket.
4. The dividing fillets shall be designed so as to allow the installation of an outlet unit at any point where a 200mm cover lid occurs.

# Technical specification

## Underscreed trunking

- 1 Plan and mark out trunking layout in accordance with drawing and site requirements.
- 2 Dimensional variations in the level of the floor slab are to be corrected by applying a suitable bedding prior to the positioning of the trunking components.
- 3 Position the junction boxes and service outlet units, install the trunking runs between using the junction flanges and connectors as required. (Further bedding may be required to bring the components to the required finished level).
- 4 Once the junction boxes and service outlet units have been positioned, screeding can commence. Check that the recommended screed cover of trunking runs between boxes is maintained. A minimum of 25mm. It is recommended that expanded metal mesh is laid over the trunking runs prior to screeding if 'coverage' of 25mm or less is anticipated at any point.
- 5 Wiring can now commence.
- 6 Once the wiring has been completed and sockets, telephones, jack etc have been connected and fitted onto the outlet.

## Layout

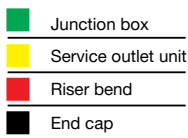
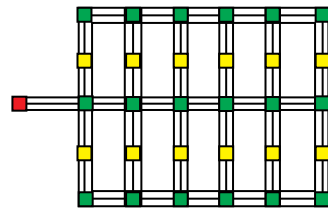
Depending on the degree of flexibility required, the ducting is usually laid out on a Grid, Fishbone or Comb pattern of single, double or triple runs.

A Grid pattern is widely used in areas where the occupants require a great degree of flexibility in reorganising work areas. Capacity can be increased by returning individual ring mains through different runs of ducting which in itself makes for simple installation.

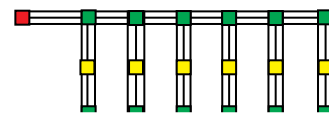
The Fishbone pattern is ideal for a medium sized area where fewer outlets are required.

The Comb pattern is the most economical method of installation. Utilising the minimum ducting possible, an economical result is provided.

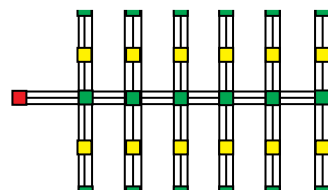
### Grid pattern



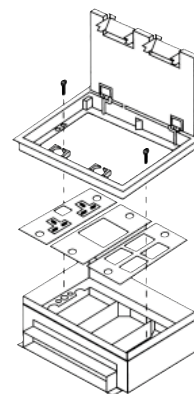
### Comb pattern



### Fishbone pattern



### Mounting of the outlet unit



## Underscreed trunking system

- 1 A complete system of 3 compartment screed trunking 225mm wide x 25/38mm deep for the distribution of power, telephone and computer services, within the floor screed shall be provided in accordance with the layout as shown on the specification/contractor drawings.
- 2 The trunking shall be galvanised sheet steel formed by 3 x 'U' shaped bodies, minimum thickness 1.0mm, side by side with a large single 'U' shaped cover, minimum thickness 1.2mm span.
- 3 All junction boxes and service outlets shall be fabricated from galvanised steel with the junction boxes having a top trap and cover manufactured from die-cast aluminium. The service outlet unit shall have a hinged lid assembly with a minimum 4.0mm thickness of steel fitted into the lid section for strength to general office floor loading requirements.
- 4 Accessories shall consist of junction boxes, outlet units, connectors, rising bends, stop ends and accessory plates for the outlet units. The system shall provide metal jointing connectors with locking screws for grounding purposes.

# Product Index

Reference	Page	Reference	Page	Reference	Page	Reference	Page	Reference	Page
20CJB13B	116	ATH100W	67	CLB314W	12, 18, 25, 30, 36, 73	CS3W	33	CTOX104W	45
20CJB13W	116	ATMF451W	13, 19, 25, 31, 36, 42, 46, 51, 67	CLB31W	12, 18, 25, 30, 36	CSA20B	113	CTOX105W	45
20CJB17B	117			CLB32W	12, 18, 25, 30, 36	CSA20W	113	CTOX106W	45
20CJB17W	117	ATMF452W	13, 19, 25, 31, 36, 42, 46, 51, 67	CLB41W	12, 18, 25, 30	CSA25B	113	CTR104W	45
20CJB18B	117			CLB42W	12, 18, 25, 30	CSA25W	113	CTR105W	45
20CJB18W	117	ATMP1W	51, 67	CLB51W	12, 25	CSC3T	35	CTR106W	45
20CJB1B	115	ATMP2W	51, 67	CLB52W	12, 25	CSF3CW	34	CTS104W	44
20CJB1W	115	BCH3W	35, 46	CLBS14W	12, 18, 25, 30, 36	CSF3RW	34	CTS105W	44
20CJB20B	116	BCHC3W	35, 46	CLBS1W	12, 18, 25, 30, 36	CSI3W	34	CTS106W	44
20CJB20W	116	BMB	12, 24	CLBS2W	12, 18, 25, 30, 36	CSJ3W	34	CTT104W	44
20CJB2B	115	BUD11	68	CLBS3W	12, 18, 25, 30	CSN3W	33	CTT105W	44
20CJB2W	115	BUD11G	68	CLBS4W	12, 18, 25, 30	CSS3LW	34	CTT106W	44
20CJB3B	115	BUD12	68	CLBS5W	12, 25	CSS3RW	34	CU2W	22
20CJB3W	115	BUD12G	68	CLBS6W	12, 25	CST3CW	34	CU2W- CLL3G	22
20CJB4B	115	BUS11	68	CLC3M	35	CST3RW	34	CUF2DW	23
20CJB4W	115	BUS11G	68	CLC3T	35	CSX3W	34	CUF2RW	23
20CJB5B	115	BUS12	68	CLE3W	34	CT104W	43	CUIB2W	23
20CJB5W	115	BUS12G	68	CLF3W	34	CT105W	43	CUJ2W	23
20CJB6B	116	BUS21G	68	CLH 3R	19	CT106W	43	CUS2LW	23
20CJB6W	116	CA3W	10	CLH3	31, 37	CTB114W	42, 46	CUS2RW	23
25CJB1B	115	CA3W-	10	CLI3W	34	CTB11W	42, 46	CUT2DW	24
25CJB1W	115	CLL3G		CLJ3W	34	CTB12W	42, 46	CUT2RW	24
25CJB2B	115	CAC3W	11	CLL3G	12, 24, 30, 35, 41, 45, 68, 73	CTB21W	42, 46	CV101W	66
25CJB2W	115	CAF3W	11	CLL3W	10, 27, 33	CTB22W	42, 46	CV2W	22
25CJB3B	115	CAI3W	11	CLN3W	33	CTC40W	44	CUF2DW	23
25CJB3W	115	CAJ3W	11	CLO3	36	CTD40W	43, 73	CUF2RW	23
25CJB4B	115	CAN3W	10	CLR20B	114	CTD50W	43	CUIB2W	23
25CJB4W	115	CAS3W	11	CLR20W	114	CTD60W	43	CUJ2W	23
25CJB5B	115	CAT3W	11	CLR25B	114	CTE104W	44	CUS2LW	23
25CJB5W	115	CAX3W	11	CLR25W	114	CTF104W	44	CUS2RW	23
25CJB6B	116	CCS3W	10, 27, 33	CLR32B	114	CTF105W	44	CUT2DW	24
25CJB6W	116	CEC110W	13, 19, 25, 30, 36	CLR32W	114	CTF106W	44	CUT2RW	24
ADH25	118	CEC119W	13, 19, 25, 30, 36	CLS3W	34	CTFX104W	45	CV101W	66
AFF105A	50	CEC210W	13, 19, 25, 30, 36	CLT3W	34	CTFX105W	45	CVBU1W	68
AFI105A	50	CEC219W	13, 19, 25, 30, 36	CLX3W	34	CTFX106W	45	CVBU2W	68
AFT105A	50	CGI2W	44	CLX3W	34	CTI104W	44	CVBU3W	68
AFX105A	50	CGX2W	44	CP3W	33	CTI105W	44	CVE101W	66
AJB101070W	118	CHN12W	112	CPF3W	34	CTI106W	44	CVI101W	66
AJB151075W	118	CHN25W	112	CPI3W	34	CTIX104W	45	CVJ101W	66
AJB151575W	118	CHN38W	112	CPJ3W	34	CTIX105W	45	CVS101W	66
AMJ105A	51	CJB12B	116	CPS3W	34	CTIX106W	45	DA105W	40
AMS105A	51	CJB12W	116	CPT3W	34	CTJ104W	44	DAF105W	41
ASEL2	67	CL3W	33	CPX3W	34	CTJ105W	44	DAH- D105W	40
ASEL4	67	CLA31W	13, 19, 25, 31, 37	CRA12W	111	CTJ106W	44	DAI105W	40
AT105A	50	CLA32W	13, 19, 25, 31, 37			CTMP1W	13, 19, 25, 31, 36, 42, 46	DAJ105W	41
ATB2514W	51					CTMP2W	13, 19, 25, 31, 36, 42, 46	DAS105W	41
ATB2514W	67							DAT105W	41
ATB3514W	51							DAX105W	40
ATB3514W	67							DCGA	17
ATB352W	51							DCGA	18
ATB352W	67							DCGA	28
ATD50W	50							DCH3W	12, 18, 25, 29, 42, 46, 51
ATD60W	66							DCHC3W	12, 18, 25, 29, 42, 46, 51
								DDA1BL	12, 24, 30, 35, 41, 45, 68, 73

Reference	Page	Reference	Page	Reference	Page	Reference	Page	Reference	Page
DDA1CH	12, 24, 30, 35, 41, 45, 68, 73	EXC502W	104	FSBX4	93	GU5000RD	63	GUE7030W	55
DDA2BL	12, 24, 30, 35, 41, 45, 68	EXC503W	104	FST2060	96	GU5001	54	GUE7040*	59
DDA2CH	12, 24, 30, 35, 41, 45, 63, 68	EXC50W	104	FST2065	96	GU5003	54	GUE7040W	55
DIV50	102	EXC75W	104	FSTCTT	96	GU50033	54	GUE7051*	59
DL03	31	EXR12W	117	FSTJ60	96	GU5004	54	GUE7051W	55
DLC3M	29	EXR20W	117	FSTJ65	96	GU5010	54	GUE7061*	59
DLO 3R	19	EXR25W	117	FSTRB60	96	GU5010GY	62	GUE7061W	55
DM3005P	95	EXR38W	117	FSTRB65	96	GU5011	54	GUE7062*	59
DM5505P	95	EXR50W	117	FSTRBU60	96	GU5011GY	62	GUE7062W	55
DP3W	27	FAU100W	103	FSTRBU65	96	GU5013	54	GUE7071*	59
DPC3T	29	FAU150W	103	FSTSE60	96	GU5014	54	GUE7071W	55
DPE3W	28	FAU501W	103	FSTSE65	96	GU5400***	58	GUE7072*	59
DPF3W	29	FAU502W	103	FTO60	96	GU5403***	58	GUE7072W	55
DPI3W	28	FAU503W	103	FTO65	96	GU5410***	58	GUE7075*	59
DPJ3W	28	FAU50W	103	FTU100W	104	GU5411***	58	GUE7075W	55
DPN3W	27	FAU75W	103	FTU150W	104	GU5413***	58	GUE7081*	59
DPT3W	29	FBI3	94	FTU501W	103	GU5414***	58	GUE7081W	55
DPX3W	28	FBI4	94	FTU502W	104	GU7010	55	GUE7082*	59
DSC3T	29	FBIP706	94	FTU503W	104	GU7020	55	GUE7082W	55
EL3W	27	FBIP707	94	FTU50W	103	GU7021	55	GUE7091*	59
ELF3W	29	FBIP708	94	FTU75W	104	GU7030	55	GUE7091W	55
ELI3W	28	FBIP709	94	GPULLGY	63	GU7040	55	GUE8010*	59
ELJ3W	28	FBIP710	94	GPULLRD	63	GU7071	55	GUE8010W	55
ELN3W	27	FBIP711	94	GSK1B	117	GU7072	55	GUG01G- GY	62
ELS3W	28	FBIP712	94	GSKTSW- 2GV	62	GU7074	55	GUG02G- GY	62
ELT3W	29	FBIP713	94	GU2010GY	62	GU7081	55	GUG03G- GY	62
ELX3W	28	FBIP715	94	GU3010	54	GU7410***	59	GUG04G- GY	62
EM1W	108	FBIP717	94	GU3010D	54	GU7420***	59	GUG04G- GY	62
EM2W	108	FBIP718	94	GU3010DGY	62	GU7430***	59	GUG13F- CUWPW	62
EM3W	108	FBIP719	94	GU3010DRD	63	GU7451***	59	GUG- 16COWPW	62
EM4W	108	FBIP720	94	GU3011	54	GU7461***	59	GUGCOW- PW	62
EM5W	108	FBIP721	94	GU3020	54	GU7462***	59	GUGR- J11WPW	62
EP2W	16	FC100W	105	GU3020D	54	GU7471***	59	GUGR- J45WPW	62
EPC2W	19	FC501W	105	GU3021	54	GU8010	55	GUGSAT- WPW	62
EPF 2W	17	FC502W	105	GU3030	54	GU8020	55	GUGTELMWPW	62
EPI 2W	17	FC503W	105	GU3030GY	62	GU8050	55 50	GUG- 62 51	51
EPJ 2W	17	FC50W	105	GU3030RD	63	GU8060	55 50	GUG- TELSWPW	55
EP3W	27	FC75W	105	GU3031	54	GU8080	55	GUMSCO	55
EP4W	18	FGPD125G	95	GU3032	54	GU8410**	58	IAU100W	103
EP5W	17	FGP-	95	GU3033	54	GU8420**	58	IAU150W	103
EP6W	17	P12564G	95	GU3034	54	GU8450**	59	IAU501W	103
EP7W	17	FGPP125G	95	GU3050	54	GU8460**	59	IAU502W	103
EP8W	17	FGP-	95	GU3060	54	GU8480**	59	IAU503W	103
EP9W	18	P125GRCD	95	GU3060RD	63	GUE7000*	59	IAU50W	103
EP10W	18	FGSP100G	95	GU3060RD	63	GU8480**	59	IAU75W	103
EP11W	18	FGSP125G	95	GU3410***	58	GUE7000W	55	IC100W	104
EP12W	18	FGSP169G	95	GU3410D***	58	GUE7001*	59	IC150W	104
EP13W	18	FGSP169G	95	GU3411***	58	GUE7001W	55	IC30W	106
EP14W	18	FGSP209G	95	GU3411***	58	GUE7010*	59	IC38W*	109
EP15W	18	FM1610W	107	GU3420***	58	GUE7010W	55		
EP16W	18	FM1W	107	GU3420D***	58	GUE7011*	59		
EP17W	18	FM2W	107	GU3421***	58	GUE7011W	55		
EP18W	18	FM3W	107	GU3431***	58	GUE7012*	59		
EP19W	18	FMS1610W	107	GU3434***	58	GUE7012W	55		
EP20W	18	FMS1W	107	GU3434***	58	GUE7020*	59		
EP21W	18	FMS2W	107	GU3450***	58	GUE7020W	55		
EP22W	18	FMS3W	107	GU3460***	58	GUE7030*	59		
EP23W	18	FMS3W	107	GU5000	54				
EP24W	18	FSBX3	93	GU50003	54				



# Product Index

Reference	Page	Reference	Page	Reference	Page	Reference	Page	Reference	Page
IC50W	104	KBR322W	119	MIA1W	109	PFA32B	114	Q422	99
IC50W	106 51	KBS252W	119	MIA2W	109	PFA32W	114	Q426	99
IC75W	104	KBU321CW	119	MIA30W	106	PIB20B	115	RED25B	113
INS40550	95 51	KBU321W	119	MIA3W	109	PIB20W	115	RED25W	113
INS53070	90, 130	KBU322CW	119	MIA4W	109	PIB25B	115	RED32B	113
INS53100	90, 130 51	KBU322W	119	MIA50W	106	PIB25W	115	RED32W	113
INS53130	90, 130	KBU441W	119	MIA5W	109	PIE20B	115	RET501W	104
INS53170	90, 130 51	LID1B	117	MID30W	106	PIE20W	115	RET50W	104
INS53200	90, 130	LID1W	117	MID50W	106	PIT20B	115	RET75W	104
INS53230	90, 130 51	LID2B	117 78	MIT2LHW	110	PIT20W	115	RNG20W	112
INS54070	90, 130	LID2W	117	MIT2RHW	110	PIT25B	115	RNG25W	112
INS54100	90, 130 51	M4X10MM	117 78	MMB251W	111	PIT25W	115	RNG32W	112
INS54130	90, 130	M4X20MM	117	MMB-252SW	111	PMA20B	114	SA1W	108
INS54170	90, 130 51	M4X6MM	117 78	MMB252W	111	PMA20W	114	SA2W	108
INS54200	90, 130	MBB25W	114	MSE1W	109 108	PMA25B	114	SA3W	108
INS54230	90, 130 51	MBS20B	114 78	MSE2W	109	PMA25W	114	SA4W	108
INS55010	93	MBS20W	114	MSE30W	106 108	PMA32B	114	SA5W	108
INS55100	93 51	MBS25B	114 78	MSE3W	109 108	PMA32W	114	SBS20B	113
INS55301	90	MBS25W	114	MSE4W	109	PP18W	72	SBS20W	113
INS55312	90, 99 51	MBS32B	114 79	MSE50W	106 108	PP28W	72	SBS25B	113
INS55313	90,99	MBS32W	114	MSE5W	109	PP38W	72	SBS25W	113
INS55314	92,99	MDV30W	106 79	MST21W	110	PPBA 11W	73	SBS32B	113
INS55321	92,99	MDV50W	106	MST22W	110	PPBA 21W	73	SBS32W	113
INS55322	92,99	MEA1W	109	MTAU1W	111	PPE1	73	SET1	11, 29, 35, 41
INS55323	92,99	MEA2W	109	MTAU2W	111	PPH18W	73	SIC1	117
INS55325	92,99	MEA30W	106	MTAU3W	111	PPHC18W	73	SK82W	47
INS55326	92,99	MEA3W	109	MTC1W	109	PS1865W	73	SKB21W	47
INS55328	92	MEA4W	109	MTC2W	109	PS2865W	73	SKB22W	47
INS55471	92	MEA50W	106	MTC3W	109	PSC20B	113	SKC82W	47
INS55472	92	MEA5W	109	MTC4W	109	PSC20W	113	SKE82W	47
INS55473	92	MEB1	118	NBH20B	114	PSC25B	113	SKI82W	47
INS55474	92	MEB1CGB	118	NBH20W	114	PSC25W	113	SKJ82W	47
INS55475	92	MFA1W	109	NBH25B	114	PSC32B	113	SKL82W	47
INS55476	92	MFA2W	109	NBH25W	114	PSC32W	113	SKM822W	47
INS55477	92	MFA30W	106	NBH32B	114	PSS20B	113	SKR82W	47
INS55478	92	MFA3W	109	NBH32W	114	PSS20W	113	SPH20	118
ISM50819	93	MFA4W	109	OVL12W	112	PSS25B	113	SPH25	118
ISM50820	93	MFA50W	106	OVL16W	112	PSS25W	113	SPH32	118
ISM50823	93	MFA5W	109	OVL20W	112	PSS32B	113	SS105	41
KBR251W	119	MFC1W	42	OVL25W	112	PSS32W	113	SS23	35
KBR321CW	119	MFC1W	46	OVL32W	112	PXC20W	114	SS34	29
KBR321W	119	MFC1W	110	OVL38W	112	PXC25W	114	SS43	18
KBR322CW	119	MFC2W	42	PBR322W	119	Q311	99	SS43	24
		MFC2W	46	PBU441W	119	Q312	99	SS60	11
		MFT11W	110	PEC20B	113	Q313	99	SSI105	41
		MFT21W	110	PEC20W	113	Q314	99	SSI60	11
		MFT22W	110	PEC25B	113	Q321	99	SSU1W	104
		MFT30W	106	PEC25W	113	Q322	99	SSU2W	104
		MFT33W	110	PFA20B	114	Q323	99	SSX105	41
		MFT44W	110	PFA20W	114	Q325	99	SSX60	11
		MFT50W	106	PFA25B	114	Q326	99	TBR321CW	111
		MFT55W	110	PFA25W	114	Q411	99	TBR321W	111

Reference	Page	Reference	Page	Reference	Page	Reference	Page	Reference	Page
TBR322CW	111	VCH25C	120	PSC25W	113	SKJ82W	47	UTJB3867	97
TBR322W	111	VCR20C	120	PSC32B	113	SKL82W	47	UTJB3879	97
TBU321CW	111	VCR25C	120	PSC32W	113	SKM822W	47	UTJC2567	97
TBU321W	111	VHFM20W	120	PSS20B	113	SKR82W	47	UTJC2579	97
TBU322CW	111	VHFM25W	120	PSS20W	113	SPH20	118	UTJC3867	97
TBU322W	111	VRFM20G	120	PSS25B	113	SPH25	118	UTJC3879	97
TBU441W	111	VRFM25G	120	PSS25W	113	SPH32	118	UTO2560	98
TRK100W	102	WJB080860W	118	PSS32B	113	SS105	41	UTO2575	98 100
TRK150W	102	WJB080875W	118	PSS32W	113	SS23	35	UTO3860	98
TRK501W	102	WJB101070W	118	PXC20W	114	SS34	29	UTO3875	98 100
TRK502W	102	WJB151075W	118	PXC25W	114	SS43	18	UTOB25	98
TRK503W	102	WJB151575W	118	Q311	99	SS43	24	UTOB38	98 100
TRK50W	102	XAU100W	103	Q312	99	SS60	11	UTRB25	97
TRK75W	102	XAU150W	103	Q313	99	SSI105	41	UTRB38	97
TSE100W	105	XAU501W	103	Q314	99	SSI60	11	UTS25	98
TSE150W	105	XAU502W	103	Q321	99	SSU1W	104	UTS38	98
TSE501W	105	XAU503W	103	Q322	99	SSU2W	104	UTTE2567	97
TSE502W	105	XAU50W	103	Q323	99	SSX105	41	UTTE2579	97
TSE503W	105	XAU75W	103	Q325	99	SSX60	11	UTTE3867	97
TSE50W	105	PFA20W	114	Q326	99	TBR321CW	111	UTTE3879	97
TSE75W	105	PFA25B	114	Q411	99	TBR321W	111	VCH20C	120
UK20B	113	PFA25W	114	Q413	99	TBR322CW	111	VCH25C	120
UK20W	113	PFA32B	114	Q422	99	TBR322W	111	VCR20C	120
UK25B	113	PFA32W	114	Q426	99	TBU321CW	111	VCR25C	120
UK25W	113	PIB20B	115	RED25B	113	TBU321W	111	VHFM20W	120
UT2225	97	PIB20W	115	RED25W	113	TBU322CW	111	VHFM25W	120
UT2238	97	PIB25B	115	RED32B	113	TBU322W	111	VRFM20G	120
UTB0360	98	PIB25W	115	RED32W	113	TBU441W	111	VRFM25G	120
UTB0375	98	PIE20B	115	RET501W	104	TRK100W	102	WJB080860W	118
UTB0460	98	PIE20W	115	RET50W	104	TRK150W	102	WJB080875W	118
UTB0475	98	PIT20B	115	RET75W	104	TRK501W	102	WJB101070W	118
UTC25	98	PIT20W	115	RNG20W	112	TRK502W	102	WJB151075W	118
UTC38	98	PIT25B	115	RNG25W	112	TRK503W	102	WJB151575W	118
UTJB2567	97	PIT25W	115	RNG32W	112	TRK50W	102	XAU100W	103
UTJB2579	97	Plastic trimmed boxes	130	SA1W	108	TRK75W	102	XAU150W	103
UTJB3867	97	PMA20B	114	SA2W	108	TSE100W	105	XAU501W	103
UTJB3879	97	PMA20W	114	SA3W	108	TSE150W	105	XAU502W	103
UTJC2567	97	PMA25B	114	SA4W	108	TSE501W	105	XAU503W	103
UTJC2579	97	PMA25W	114	SA5W	108	TSE502W	105	XAU50W	103
UTJC3867	97	PMA32B	114	SBS20B	113	TSE503W	105	XAU75W	103
UTJC3879	97	PMA32W	114	SBS20W	113	TSE50W	105	UK25B	102
UTO2560	98	PP18W	72	SBS25B	113	TSE75W	105	UK25W	102
UTO2575	98	PP28W	72	SBS25W	113	UK20B	113	UT2225	87
UTO3860	98	PP38W	72	SBS32B	113	UK20W	113	UT2238	87
UTO3875	98	PPBA 11W	73	SBS32W	113	UK25B	113	UTB0360	88
UTOB25	98	PPBA 21W	73	SET1	11	UK25W	113	UTB0375	88
UTOB38	98	PPE1	73	SET1	29	UT2225	97	UTB0460	88
UTRB25	97	PPH18W	73	SET1	35	UT2238	97	UTB0475	88
UTRB38	97	PPHC18W	73	SET1	41	UTB0360	98	UTC25	88
UTS25	98	PS1865W	73	SIC1	117	UTB0375	98	UTC38	88
UTS38	98	PS2865W	73	SK82W	47	UTB0460	98	UTJB2567	87
UTTE2567	97	PSC20B	113	SKB21W	47	UTB0475	98	UTJB2579	87
UTTE2579	97	PSC20W	113	SKB22W	47	UTC25	98	UTJB3867	87
UTTE3867	97	PSC25B	113	SKC82W	47	UTC38	98	UTJB3879	87
UTTE3879	97			SKE82W	47	UTJB2567	97	UTJC2567	87
VCH20C	120			SKI82W	47	UTJB2579	97	UTJC2579	87

# Product Index

Reference	Page
UTJC3867	87
UTJC3879	87
UTO2560	88
UTO2575	88
UTO3860	88
UTO3875	88
UTOB25	88
UTOB38	88
UTRB25	87
UTRB38	87
UTS25	88
UTS38	88
UTTE2567	87
UTTE2579	87
UTTE3867	87
UTTE3879	87
VCH20C	110
VCH25C	110
VCR20C	110
VCR25C	110
VRFM20G	110
VRFM25G	110
WDP1004	70
WDP1006	70
WDP1008	70
WDP1010	70
WDP1012	70
WDP2004	70
WDP2006	70
WDP2008	70
WDP2010	70
WDP2012	70
WDP3004	70
WDP3006	70
WDP3008	70
WDP3010	70
WDP3012	70
WJB080860W	107
WJB080875W	107
WJB101070W	107
WJB151075W	107
WJB151575W	107
XAU100W	93
XAU150W	93
XAU501W	93
XAU502W	93
XAU503W	93
XAU50W	93
XAU75W	93

Get the support you need...  
When you need it!

**Our Customer Care app provides 24/7, immediate access to technical and support information;**

- > Browse FAQs for instant answers
- > Search product references and download datasheets
- > Register your product for additional benefits
- > Browse MySE for delivery and price updates \*

#### Connect to Schneider Electric

If you cannot find what you need, you can also access phone or email support directly via the Customer Care App.



**Download the app today,  
Search 'Schneider Care' on your app store**



Life Is On

**Schneider**  
Electric

\*Registered MySE account holders only

Schneider Electric is the global specialist in energy management and automation. With revenues of €25 billion in FY2014, our 170,000 employees serve customers in over 100 countries, helping them to manage their energy and process in ways that are safe, reliable, efficient and sustainable. From the simplest of switches to complex operational systems, our technology, software and services improve the way our customers manage and automate their operations. Our connected technologies will reshape industries, transform cities and enrich lives.

### At Schneider Electric, we call this Life Is On.

#### Schneider Electric

United Kingdom  
Stafford Park 5,  
Telford  
Shropshire  
TF3 3BL  
Tel: 0870 608 8 608  
Fax: 0870 608 8 606

Ireland  
Head office, Block A  
Maynooth Business Campus  
Maynooth, Co. Kildare  
W23 Y7X0  
Tel: 1 800 805 800  
Fax: (01) 601 2201

[www.schneider-electric.co.uk](http://www.schneider-electric.co.uk)

[www.schneider-electric.com/ie](http://www.schneider-electric.com/ie)

May, 2016  
SE9465

©2016 Schneider Electric. All Rights Reserved.  
All trademarks are owned by Schneider Electric Industries SAS or its affiliated companies.

This document has been  
printed on recycled paper

