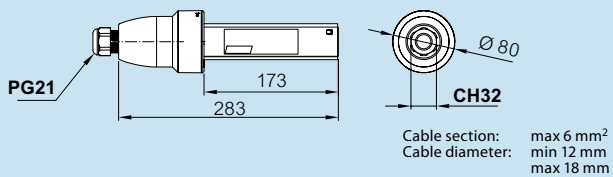


# LB PLUS busbar trunking systems

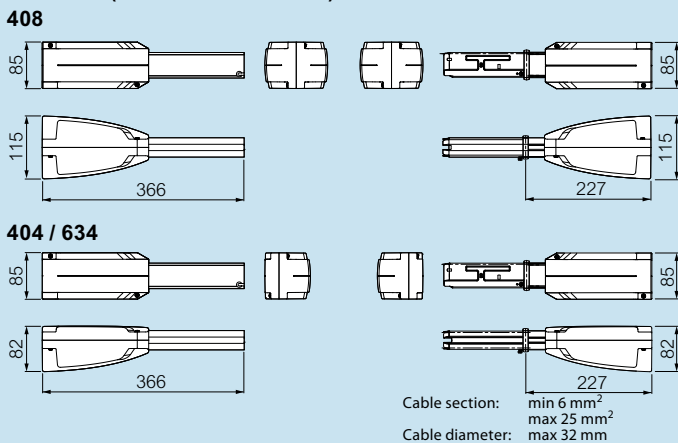
## technical information

### Trunking components

#### Feed unit 254

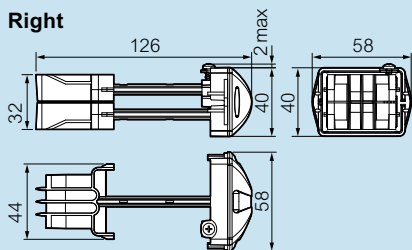


#### Feed unit (reduced dimensions) 40 / 63 A

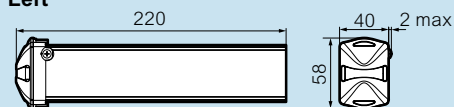


#### End cover

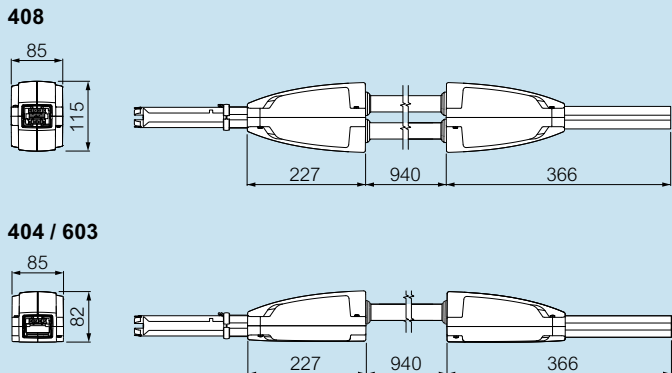
##### Right



##### Left

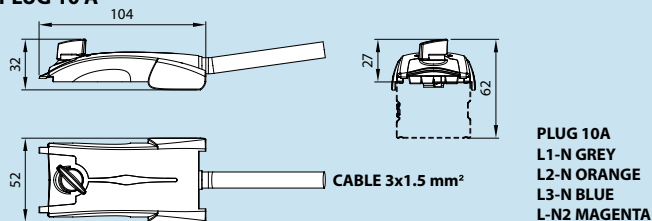


#### Flexible joint (reduced dimensions) 404 / 408 / 634

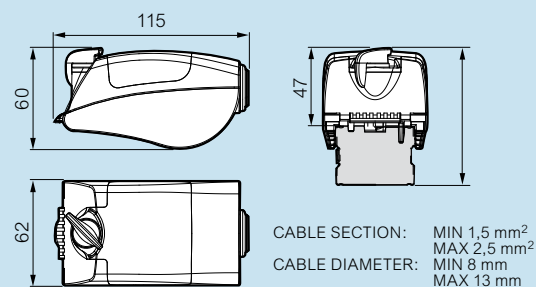


### Tap-offs

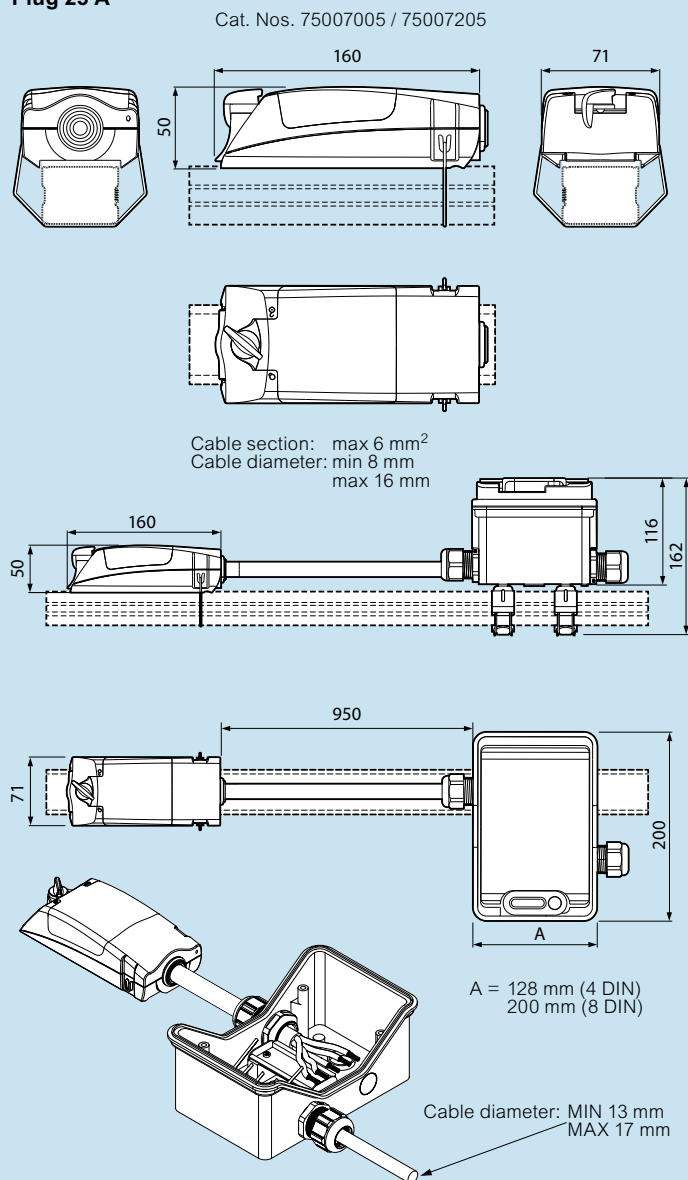
#### PLUG 10 A



#### Plug 16 A



#### Plug 25 A

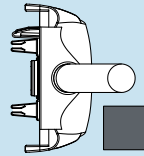
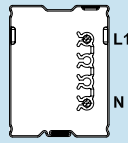


# LB PLUS busbar trunking systems

technical information

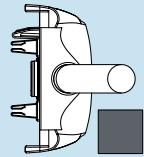
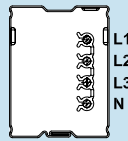
■ Colour coding for 10 A single phase tap-offs

2 CONDUCTORS

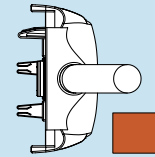


L1-N  
75005011 / 75005021

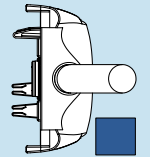
4 CONDUCTORS  
three-phase



L1-N  
75005011 / 75005021

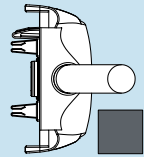
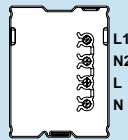


L2-N  
75005012 / 75005022

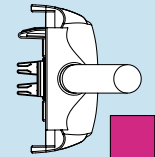


L3-N  
75005013 / 75005023

4 CONDUCTORS  
dual single phase

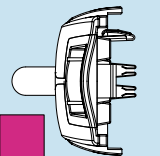


L1-N  
75005011 / 75005021

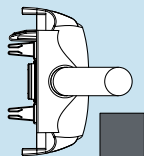
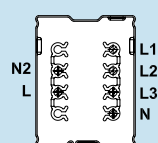


L-N2  
75005014 / 75005024

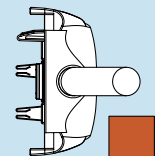
6 CONDUCTORS



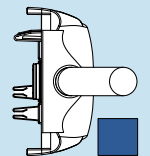
L-N2  
75005014 / 75005024



L1-N  
75005011 / 75005021

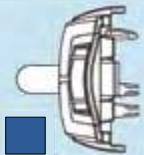


L2-N  
75005012 / 75005022

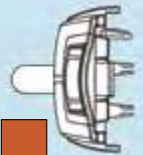


L3-N  
75005013 / 75005023

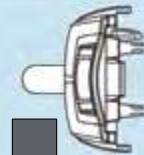
8 CONDUCTORS



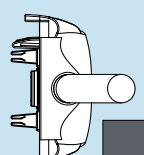
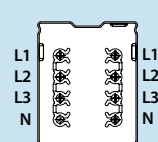
L3-N  
75005013 / 75005023



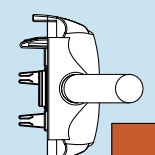
L2-N  
75005012 / 75005022



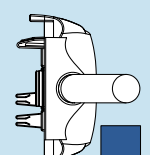
L1-N  
75005011 / 75005021



L1-N  
75005011 / 75005021

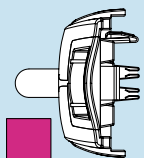


L2-N  
75005012 / 75005022

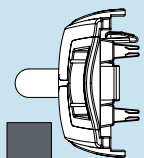


L3-N  
75005013 / 75005023

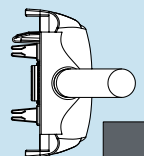
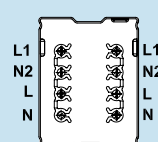
4 x SINGLE PHASE



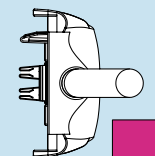
L-N2  
75005014 / 75005024



L1-N  
75005011 / 75005021



L1-N  
75005011 / 75005021



L-N2  
75005014 / 75005024