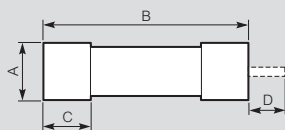


cartridge fuses

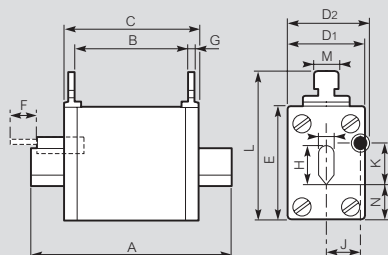
dimensions

Cylindrical fuses (p. 22-23)



Size	A	B	C	D
8 x 32 (mm)	8.5	31.5	6.3	-
10 x 38 (mm)	10.3	38	10	-
14 x 51 (mm)	14.3	51	13	7.5
22 x 58 (mm)	22.2	58	16	7.5

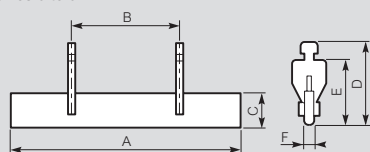
Blade type fuses (p. 24)



Size	00	0	1	2
A (mm)	78	125	135	150
B (mm)	44	62	64	64
C (mm)	52	67	74	74
D ₁ (mm)	30	36	47	50
D ₂ (mm)	-	39	47	50
E (mm)	46	46	52	60
F (mm)	-	14	14	14
G (mm)	2.5	2.5	3	3
H (mm)	15	15	21	28
I (mm)	6	6	6	6
J (mm)	-	14.5	16	19
K (mm)	-	14.5	14.5	14.5
L (mm)	59	59	64	72
M (mm)	10	10	10	10
N (mm)	14.5	14.5	14.5	14.5

Neutral blades (p. 24)

Sizes 0 to 3



Size	0	1	2	3
A (mm)	125	135	150	150
B (mm)	65	65	65	65
C (mm)	15	20	26	38
D (mm)	45	50	58	66.5
E (mm)	35	40	48	56.5
F (mm)	6	6	6	6

Removable handle (p. 24)

For sizes 00 - 0 - 1 - 2

