







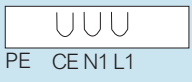

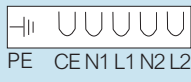



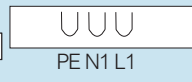


Electrak® powertrack / underfloor busbar system

selection chart

	Description	Length (m)	
Track lengths with 300 mm socket centres			
	4 outlets	1-2	
	6 outlets	1-8	
	8 outlets	2-4	
	12 outlets	3-6	
Track feeds			
		-	
	Excluding cables and conduit	-	
	Flexible metal conduit	1-2	
	Flexible metal conduit	2-4	
Standard tap-off / auxiliary earth tap-off			
	32 A unfused 16 mm Ø L, N, PE	3	
		5	
	13 A fused 16 mm Ø L, N, PE	3	
		5	
	13 A 543-7 fused 16 mm Ø L, N, PE	3	
		5	
Low noise / clean earth tap-off			
	32 A unfused 16 mm Ø CE, L, N, PE	3	
		5	
	13 A fused 16 mm Ø CE, L, N, PE	3	
		5	
	13 A 543-7 fused 16 mm Ø CE, L, N, PE	3	
		5	
Dual circuit tap-off			
	32 A unfused 20 mm Ø CE, L1, N1 L2, N2, PE	3	
		5	
3 phase tap-off			
	32 A 415 V 3 phase 20 mm Ø L1, L2, L3, N, PE	3	
		5	
	32 A L1 unfused reconfigurable live pin 16 mm Ø L1, N, PE	3	
		5	
	32 A L2 unfused reconfigurable live pin 16 mm Ø L2, N, PE	3	
		5	
	32 A L3 unfused reconfigurable live pin 16 mm Ø L3, N, PE	3	
		5	
	Key code / Busbar arrangement		

	ELECTRAK 24 Standard system (white)		ELECTRAK 25 Low noise / clean earth system (green)		ELECTRAK 26 Dual circuit system (dark green)		ELECTRAK 27 3 phase system (grey)		ELECTRAK 28 Auxiliary earth system (red)
	DA1123		JA2123		KA3123		NA4123		YA5123
	DA1183		JA2183		KA3183		NA4183		YA5183
	DA1243		JA2243		KA3243		NA4243		YA5243
	DA1363		JA2363		KA3363		NA4363		YA5363
	DF1010		JF2010		KF3010		NF4010		YF5010
	DW1000		JW2000		KW3000		NW4000		YW5000
	DW1010		JW2010		KW3010		NW4010		YW5010
	DW1020		JW2020		KW3020		NW4020		YW5020
	DP1332		–		DP1332		–		YP5332
	DP1532		–		DP1532		–		YP5532
	DP1313		–		DP1313		–		YP5313
	DP1513		–		DP1513		–		YP5513
	DP1327		–		DP1327		–		YP5327
	DP1527		–		DP1527		–		YP5527
	–		JP2332		JP2332		–		–
	–		JP2532		JP2532		–		–
	–		JP2313		JP2313		–		–
	–		JP2513		JP2513		–		–
	–		JP2327		JP2327		–		–
	–		JP2527		JP2527		–		–
	–		–		KP3328		–		–
	–		–		KP3528		–		–
	–		–		–		NZ4331		–
	–		–		–		NZ4531		–
	–		–		–		NP4332 ¹		–
	–		–		–		NP4532 ¹		–
	–		–		–		NP4302 ¹		–
	–		–		–		NP4502 ¹		–
	–		–		–		NP4303 ¹		–
	–		–		–		NP4503 ¹		–
									

1 : All NP tap-offs are reconfigurable between L1, L2 or L3 for 3 phase track