




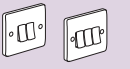
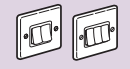


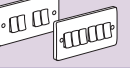





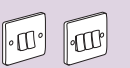
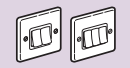















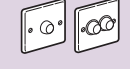
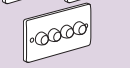


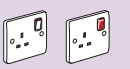







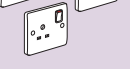
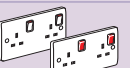
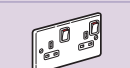












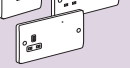








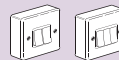




















Synergy® functions and finishes

selection chart

FUNCTIONS	WHITE		AUTHENTIC	
			Brushed stainless steel 	Polished stainless steel 
Switches				
10 AX switch 1 x 1 way		7300 00 (p. 47)		8330 00 (p. 58) 8332 00 (p. 58)
10 AX switch 1 x 2 way		7300 01 (p. 47)		8330 01 (p. 58) 8332 01 (p. 58)
10 AX switch 1 x intermediate		7300 05 (p. 47)		8330 05 (p. 58) 8332 05 (p. 58)
10 AX switch 2 x 2 way		7300 02 (p. 47)		8330 02 (p. 56) 8332 02 (p. 58)
10 AX switch 3 x 2 way		7300 03 (p. 47)		8330 03 (p. 58) 8332 03 (p. 58)
10 AX switch 4 x 2 way		7300 04 (p. 47)		8330 04 (p. 58) 8332 04 (p. 58)
10 AX switch 6 x 2 way		7300 06 (p. 47)		- -
20 AX switch 1 x 1 way		7301 30 (p. 47)		- -
20 AX switch 1 x 2 way		7301 31 (p. 47)		8331 31 (p. 58) 8333 31 (p. 58)
20 AX switch 2 x 2 way		7301 32 (p. 47)		8331 32 (p. 58) 8333 32 (p. 58)
20 AX switch 3 x 2 way		7301 33 (p. 47)		8331 33 (p. 58) 8333 33 (p. 58)
20 AX switch 4 x 2 way		-		- -
10 A 1 x 2 way push switch		7300 07 (p. 47)		8330 07 (p. 58) 8332 07 (p. 58)
10 A 1 x 2 way push switch marked 'PRESS'		7300 11 (p. 47)		- -
10 AX switch - key 1 x 2 way		7300 08 (p. 47)		- -
10 A 3 pole fan switch		7300 09 (p. 47)		8330 09 (p. 61) 8332 09 (p. 61)
Dimmer units				
Dimmer - 1 x 2 way universal - 5 W/300 W push on/off rotary		7311 51 (p. 48)		8331 51 (p. 58) 8333 51 (p. 58)
Dimmer - electronic 1 x 2 way - 400 W push on/off rotary		7301 56 (p. 48)		8331 56 (p. 58) 8333 56 (p. 58)
Dimmer - electronic 2 x 2 way - 400 W push on/off rotary		7301 57 (p. 48)		8331 57 (p. 58) 8333 57 (p. 58)
Dimmer - electronic 4 x 2 way - 400 W push on/off rotary		7300 49 (p. 48)		- -
Dimmer - 1 x 2 way 1000 W push on/off rotary		7301 50 (p. 48)		8331 50 (p. 58) 8333 50 (p. 58)
Socket outlets				
Socket 13 A switched 1 gang DP		7300 60 (p. 49)		8330 60 (p. 59) 8332 60 (p. 59)
Socket 13 A switched 1 gang DP with red rocker		7301 62 (p. 49)		- -
Socket 13 A switched 1 gang DP + indicator		7300 61 (p. 49)		8330 61 (p. 59) 8332 61 (p. 59)
Socket 13 A switched 1 gang DP (clean earth)		7300 64 (p. 49)		- -
Socket 13 A switched 1 gang DP non-standard earth pin		7300 67 (p. 49)		- -
Socket 13 A switched 2 gang DP		7300 70 (p. 49)		8330 70 (p. 59) 8332 70 (p. 59)
Socket 13 A switched 2 gang DP with red rockers		7301 61 (p. 49)		- -
Socket 13 A switched 2 gang DP + indicators		7300 71 (p. 49)		8330 71 (p. 59) 8332 71 (p. 59)
Socket 13 A switched 2 gang outboard DP (clean earth)		7300 74 (p. 49)		8330 74 (p. 59) 8332 74 (p. 59)
Socket 13 A switched 2 gang DP non-standard earth pin		7300 77 (p. 49)		- -
Socket 13 A switched 1 gang SP		7300 66 (p. 49)		- -
Socket 13 A switched 2 gang SP		7300 76 (p. 49)		- -
Socket 13 A unswitched 1 gang		7300 65 (p. 49)		8330 65 (p. 59) 8332 65 (p. 59)
Socket 13 A unswitched 2 gang		7300 75 (p. 49)		8330 75 (p. 59) 8332 75 (p. 59)
Socket 13 A 2 gang single socket with key switch		8200 74 (p. 49)		8216 57 (p. 59) 8216 58 (p. 59)

See catalogue pages for full product specifications





































	AUTHENTIC	SLEEK DESIGN			METALCLAD	
	Gold 	Brushed stainless steel 	Polished stainless steel 	Gold 		
8334 00 (p. 58)		-	-	-		7338 00 (p. 72)
8334 01 (p. 58)		8320 01 (p. 65)	8322 01 (p. 65)	8324 01 (p. 65)		7338 01 (p. 72)
8334 05 (p. 58)		8320 05 (p. 65)	8322 05 (p. 65)	8324 05 (p. 65)		7338 05 (p. 72)
8334 02 (p. 58)		8320 02 (p. 65)	8322 02 (p. 65)	8324 02 (p. 65)		7338 02 (p. 72)
8334 03 (p. 58)		-	-	-		7338 03 (p. 72)
8334 04 (p. 58)		-	-	-		-
-		-	-	-		-
-		-	-	-		-
8335 31 (p. 58)		8321 31 (p. 65)	8323 31 (p. 65)	8325 31 (p. 65)		-
8335 32 (p. 58)		8321 32 (p. 65)	8323 32 (p. 65)	8325 32 (p. 65)		-
8335 33 (p. 58)		8321 33 (p. 65)	8323 33 (p. 65)	8325 33 (p. 65)		-
-		8321 34 (p. 65)	8323 34 (p. 65)	8325 34 (p. 65)		-
8334 07 (p. 58)		8320 07 (p. 65)	8322 07 (p. 65)	8324 07 (p. 65)		-
-		-	-	-		-
-		-	-	-		-
8334 09 (p. 61)		-	-	-		-
8335 51 (p. 58)		8321 51 (p. 65)	8323 51 (p. 65)	8325 51 (p. 65)		-
8335 56 (p. 58)		8321 56 (p. 65)	8323 56 (p. 65)	8325 56 (p. 65)		-
8335 57 (p. 58)		8321 57 (p. 65)	8323 57 (p. 65)	8325 57 (p. 65)		-
-		-	-	-		-
8335 50 (p. 58)		8321 50 (p. 65)	8323 50 (p. 65)	8325 50 (p. 65)		-
8334 60 (p. 59)		8320 60 (p. 66)	8322 60 (p. 66)	8324 60 (p. 66)		7338 60 (p. 72)
-		-	-	-		-
8334 61 (p. 59)		8320 61 (p. 66)	8322 61 (p. 66)	8324 61 (p. 66)		7338 61 (p. 72)
-		-	-	-		-
-		-	-	-		-
8334 70 (p. 59)		8320 70 (p. 66)	8322 70 (p. 66)	8324 70 (p. 66)		7338 70 (p. 72)
-		-	-	-		-
8334 71 (p. 59)		8320 71 (p. 66)	8322 71 (p. 66)	8324 71 (p. 66)		7338 71 (p. 72)
8334 74 (p. 59)		-	-	-		-
-		-	-	-		-
-		-	-	-		-
-		-	-	-		-
8334 65 (p. 59)		8320 65 (p. 66)	8322 65 (p. 66)	8324 65 (p. 66)		7338 65 (p. 73)
8334 75 (p. 59)		8320 75 (p. 66)	8322 75 (p. 66)	8324 75 (p. 66)		7338 75 (p. 73)
8216 59 (p. 59)		-	-	-		-

Synergy® functions and finishes

selection chart (continued)

FUNCTIONS	WHITE		AUTHENTIC		
			Brushed stainless steel	Polished stainless steel	
RCD sockets					
RCD unit 1 gang - DP 30 mA - active		6781 33 (p. 50)		8330 85 (p. 60)	8332 85 (p. 60)
RCD unit 1 gang - DP 30 mA - passive		6781 34 (p. 50)		8330 86 (p. 60)	8332 86 (p. 60)
RCD unit 2 gang - DP 30 mA - active		6781 37 (p. 50)		8330 97 (p. 60)	8332 97 (p. 60)
RCD unit 2 gang - DP 30 mA - passive		6781 38 (p. 50)		8330 98 (p. 60)	8332 98 (p. 60)
Socket outlets					
Socket 15 A unswitched		7300 88 (p. 50)		8330 88 (p. 60)	8332 88 (p. 60)
Socket 15 A switched		7300 89 (p. 50)		8330 89 (p. 60)	8332 89 (p. 60)
Socket 5 A unswitched		7300 68 (p. 50)		8330 68 (p. 60)	8332 68 (p. 60)
Socket 5 A switched		7300 69 (p. 50)		8330 69 (p. 60)	8332 69 (p. 60)
Socket 2 A unswitched		7300 59 (p. 50)		8330 59 (p. 60)	8332 59 (p. 60)
Switched USB socket 1 gang		7300 78 (p. 50)		8330 78 (p. 60)	8332 78 (p. 60)
Double USB socket		–		8330 44 (p. 60)	8332 44 (p. 60)
Switched USB socket 2 gang 13 A - Type-A + Type-C		7300 79 (p. 50)		8330 79 (p. 60)	8332 79 (p. 60)
Shaver socket 230/120 V		7300 90 (p. 50)		8330 90 (p. 62)	8332 90 (p. 62)
Key card switch 230 V		–		–	–
Hotel indicator DND / Please clean		–		–	–
Hotel indicator - internal room control		–		–	–
Fused connection units					
13 A FCU DP switched		7300 34 (p. 51)		8330 34 (p. 62)	8332 34 (p. 62)
13 A FCU DP switched + indicator		7300 35 (p. 51)		8330 35 (p. 62)	8332 35 (p. 62)
13 A FCU DP switched + cord outlet		7300 36 (p. 51)		–	–
13 A FCU DP switched + cord outlet + indicator		7300 37 (p. 51)		8330 37 (p. 62)	8332 37 (p. 62)
13 A FCU DP switched + deep plate + bottom cord outlet		7301 36 (p. 51)		–	–
13 A FCU - unswitched		7300 30 (p. 51)		8330 30 (p. 62)	8332 30 (p. 62)
13 A FCU + power indicator - unswitched		7300 31 (p. 51)		8330 31 (p. 62)	8332 31 (p. 62)
13 A FCU + cord outlet - unswitched		7300 32 (p. 51)		8330 32 (p. 62)	8332 32 (p. 62)
13 A FCU + cord outlet + indicator - unswitched		7300 33 (p. 51)		8330 33 (p. 62)	8332 33 (p. 62)
Double pole switches 20 A					
20 A DP switch		7300 10 (p. 52)		8330 10 (p. 61)	8332 10 (p. 61)
20 A DP switch marked 'WATER HEATER'		7301 10 (p. 52)		–	–
20 A DP switch + cord outlet		7300 14 (p. 52)		–	–
20 A DP switch + cord outlet marked 'WATER HEATER'		7301 14 (p. 52)		–	–
20 A DP switch + cord outlet + indicator		7300 16 (p. 52)		8330 16 (p. 61)	8332 16 (p. 61)
20 A DP switch + cord outlet + indicator marked 'WATER HEATER'		7301 16 (p. 52)		–	–
20 A DP switch + indicator		7300 12 (p. 52)		8330 12 (p. 61)	8332 12 (p. 61)
20 A DP switch + indicator marked 'WATER HEATER'		7301 12 (p. 52)		–	–
20 A sink/bath dual switch + indicator		7300 18 (p. 52)		–	–
Double pole switches 45 A					
45 A DP switch 146 x 86		7300 20 (p. 52)		–	–
45 A DP switch 146 x 86 + red rocker marked cooker		7301 20 (p. 52)		–	–
45 A DP switch 146 x 86 + indicator		7300 21 (p. 52)		8330 21 (p. 61)	8332 21 (p. 61)
45 A DP switch 146 x 86 + red rocker + indicator		–		–	–
45 A DP switch 86 x 86		7300 22 (p. 52)		8330 22 (p. 61)	8332 22 (p. 61)
45 A DP switch 86 x 86 + red rocker marked cooker		7301 22 (p. 52)		–	–
45 A DP switch 86 x 86 + indicator		7300 23 (p. 52)		8330 23 (p. 61)	8332 23 (p. 61)
45 A DP switch 86 x 86 + red rocker + indicator		–		–	–

See catalogue pages for full product specifications

	AUTHENTIC	SLEEK DESIGN			METALCLAD	
	Gold 	Brushed stainless steel 	Polished stainless steel 	Gold 		
	8334 85 (p. 60)	–	–	–		7338 80 (p. 73)
	8334 86 (p. 60)	–	–	–		7338 81 (p. 73)
	8334 97 (p. 60)	–	–	–		7338 82 (p. 73)
	8334 98 (p. 60)	–	–	–		7338 83 (p. 73)
	8334 88 (p. 60)		–	–	–	 7338 88 (p. 73)
	8334 89 (p. 60)		8320 89 (p. 66)	8322 89 (p. 66)	8324 89 (p. 66)	 7338 89 (p. 73)
	8334 68 (p. 60)		–	–	–	–
	8334 69 (p. 60)		8320 69 (p. 66)	8322 69 (p. 66)	8324 69 (p. 66)	–
	8334 59 (p. 60)		8320 59 (p. 66)	8322 59 (p. 66)	8324 59 (p. 66)	–
	8334 78 (p. 60)		8320 78 (p. 66)	8322 78 (p. 66)	8324 78 (p. 66)	–
	8334 44 (p. 60)		8320 44 (p. 66)	8322 44 (p. 66)	8324 44 (p. 66)	–
	8334 79 (p. 60)		8320 79 (p. 66)	8322 79 (p. 66)	8324 79 (p. 66)	–
	8334 90 (p. 62)		8320 90 (p. 68)	8322 90 (p. 68)	8324 90 (p. 68)	–
	–		8321 00 (p. 68)	8323 00 (p. 68)	8325 00 (p. 68)	–
	–		8321 01 (p. 68)	8323 01 (p. 68)	8325 01 (p. 68)	–
	–		8321 02 (p. 68)	8323 02 (p. 68)	8325 02 (p. 68)	–
	8334 34 (p. 62)		–	–	–	 7338 34 (p. 74)
	8334 35 (p. 62)		8320 35 (p. 68)	8322 35 (p. 68)	8324 35 (p. 68)	 7338 35 (p. 74)
	–		–	–	–	 7338 36 (p. 74)
	8334 37 (p. 62)		8320 37 (p. 68)	8322 37 (p. 68)	8324 37 (p. 68)	 7338 37 (p. 74)
	–		–	–	–	–
	8334 30 (p. 62)		–	–	–	 7338 30 (p. 74)
	8334 31 (p. 62)		–	–	–	 7338 31 (p. 74)
	8334 32 (p. 62)		8320 32 (p. 68)	8322 32 (p. 68)	8324 32 (p. 68)	 7338 32 (p. 74)
	8334 33 (p. 62)		–	–	–	 7338 33 (p. 74)
	8334 10 (p. 61)		8320 10 (p. 67)	8322 10 (p. 67)	8324 10 (p. 67)	 7338 10 (p. 74)
	–		–	–	–	–
	–		8320 16 (p. 67)	8322 16 (p. 67)	8324 16 (p. 67)	–
	–		–	–	–	–
	8334 16 (p. 61)		–	–	–	 7338 16 (p. 74)
	–		–	–	–	–
	8334 12 (p. 61)		8320 12 (p. 67)	8322 12 (p. 67)	8324 12 (p. 67)	 7338 12 (p. 74)
	–		–	–	–	–
	–		–	–	–	–
	–		–	–	–	–
	8334 21 (p. 61)		–	–	–	 7338 21 (p. 74)
	–		–	–	–	–
	8334 22 (p. 61)		–	–	–	–
	–		–	–	–	–
	8334 23 (p. 61)		–	–	–	–
	–		8320 23 (p. 67)	8322 23 (p. 67)	8324 23 (p. 67)	–

Synergy® functions and finishes

selection chart (continued)



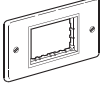
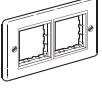











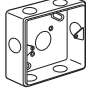
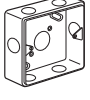
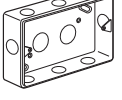
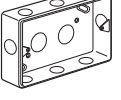
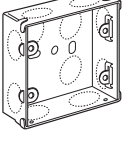
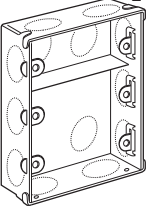

FUNCTIONS	WHITE		AUTHENTIC		
			Brushed stainless steel	Polished stainless steel	
Cooker control units					
Cooker unit DP switch with DP switched socket 45 A		7300 28 (p. 52)		–	–
Cooker unit DP switch with DP switched socket + indicators		7300 29 (p. 52)		8330 29 (p. 62)	8332 29 (p. 62)
Cable outlets					
Cable outlet 20 A terminal block		7300 19 (p. 52)		8330 19 (p. 62)	8332 19 (p. 62)
Cable outlet 45 A terminal block		7300 26 (p. 52)		8330 26 (p. 62)	8332 26 (p. 62)
TV, radio and satellite sockets					
Screened TV single male - non isolated		7300 40 (p. 53)		8330 40 (p. 63)	8332 40 (p. 63)
Screened satellite - single 'F' type		7300 41 (p. 53)		8330 41 (p. 63)	8332 41 (p. 63)
Screened TV/FM - isolated		7300 42 (p. 53)		–	–
Screened TV/FM/satellite - 'F' type		7300 43 (p. 53)		8330 43 (p. 63)	8332 43 (p. 63)
Quad outlet TV/FM / 2 x satellite/TV return/phone		7300 45 ¹ (p. 53)		8216 63 (p. 63)	8216 64 (p. 63)
Telephone sockets					
Telephone socket single master		7300 50 ¹ (p. 53)		8330 50 ¹ (p. 63)	8332 50 ¹ (p. 63)
Telephone socket single secondary		7300 51 ¹ (p. 53)		8330 51 ¹ (p. 63)	8332 51 ¹ (p. 63)
Telephone socket RJ11/12 single		7300 54 (p. 53)		8330 54 (p. 63)	8332 54 (p. 63)
Data sockets					
Data outlet RJ45 single - CAT 6 UTP		7300 56 (p. 53)		8330 56 (p. 63)	8332 56 (p. 63)
Data outlet RJ45 double - CAT 6 UTP		7300 57 (p. 53)		8330 57 (p. 63)	8332 57 (p. 63)
Media plates					
Media plates (monobloc)		8201 42 (p. 53)		8216 60 (p. 63)	8216 61 (p. 63)
Accessories					
Blanking plate 1 gang		7300 95 (p. 54)		8330 95 (p. 62)	8332 95 (p. 62)
Blanking plate 2 gang		7300 96 (p. 54)		8330 96 (p. 62)	8332 96 (p. 62)
Outlet plate 1 gang - VDI/low voltage		7300 52 (p. 54)		8330 52 (p. 62)	8332 52 (p. 62)
Cord outlet accessory frame		7300 53 (p. 54)		–	–
Spacer frame 1 gang		7301 95 (p. 54)		–	–
Spacer frame 2 gang		7301 96 (p. 54)		–	–
Carrier plates					
Carrier plate 1 gang 1 Arteor module		7300 91 (p. 54)		8330 91 (p. 64)	8332 91 (p. 64)
Carrier plate 1 gang 2 Arteor modules		7300 92 (p. 54)		8330 92 (p. 64)	8332 92 (p. 64)
Carrier plate 2 gang 3 Arteor modules		7300 93 (p. 54)		8330 93 (p. 64)	8332 93 (p. 64)
Carrier plate 2 gang 4 Arteor modules		7300 94 (p. 54)		8330 94 (p. 64)	8332 94 (p. 64)
Euro module plates					
1 gang 2 modules		7300 99 (p. 54)		8211 99 (p. 64)	8212 99 (p. 64)
2 gang 4 modules		7301 00 (p. 54)		8211 00 (p. 64)	8212 00 (p. 64)

See catalogue pages for full product specifications

1 : Not suitable for use in the Republic of Ireland

	AUTHENTIC	SLEEK DESIGN			METALCLAD	
	Gold 	Brushed stainless steel 	Polished stainless steel 	Gold 		
	–		–	–	–	
8334 29 (p. 62)		8320 29 (p. 68)	8322 29 (p. 68)	8324 29 (p. 68)	–	
8334 19 (p. 62)		8320 19 (p. 68)	8322 19 (p. 68)	8324 19 (p. 68)		7338 19 (p. 74)
8334 26 (p. 62)		8320 26 ² (p. 68)	–	–	–	
8334 40 (p. 63)		8320 40 (p. 69)	8322 40 (p. 69)	8324 40 (p. 69)		7338 40 (p. 75)
8334 41 (p. 63)		8320 41 (p. 69)	8322 41 (p. 69)	8324 41 (p. 69)		7338 41 (p. 75)
–		–	–	–	–	
8334 43 (p. 63)		8320 43 (p. 69)	8322 43 (p. 69)	8324 43 (p. 69)	–	
8216 65 (p. 63)		–	–	–	–	
8334 50 ¹ (p. 63)		8320 50 ¹ (p. 69)	8322 50 ¹ (p. 69)	8324 50 ¹ (p. 69)		7338 50 ¹ (p. 75)
8334 51 ¹ (p. 63)		8320 51 ¹ (p. 69)	8322 51 ¹ (p. 69)	8324 51 ¹ (p. 69)		7338 51 ¹ (p. 75)
8334 54 (p. 63)		8320 54 (p. 69)	8322 54 (p. 69)	8324 54 (p. 69)	–	
8334 56 (p. 63)		8320 56 (p. 69)	8322 56 (p. 69)	8324 56 (p. 69)		7338 56 (p. 75)
8334 57 (p. 63)		8320 57 (p. 69)	8322 57 (p. 69)	8324 57 (p. 69)		7338 57 (p. 75)
8216 62 (p. 63)		–	–	–	–	
8334 95 (p. 62)		8320 95 (p. 69)	8322 95 (p. 69)	8324 95 (p. 69)		7338 95 (p. 75)
8334 96 (p. 62)		8320 96 (p. 69)	8322 96 (p. 69)	8324 96 (p. 69)		7338 96 (p. 75)
8334 52 (p. 62)		8320 52 (p. 69)	8322 52 (p. 69)	8324 52 (p. 69)	–	
–		–	–	–	–	
–		–	–	–	–	
–		–	–	–	–	
8334 91 (p. 64)		8320 91 (p. 70)	8322 91 (p. 70)	8324 91 (p. 70)		7338 91 (p. 76)
8334 92 (p. 64)		8320 92 (p. 70)	8322 92 (p. 70)	8324 92 (p. 70)		7338 92 (p. 76)
8334 93 (p. 64)		8320 93 (p. 70)	8322 93 (p. 70)	8324 93 (p. 70)		7338 93 (p. 76)
8334 94 (p. 64)		8320 94 (p. 70)	8322 94 (p. 70)	8324 94 (p. 70)		7338 94 (p. 76)
8213 99 (p. 64)		–	–	–		8214 99 (p. 76)
8213 00 (p. 64)		–	–	–		8214 00 (p. 76)

2 : Cat. No. 8320 26 in Anthracite grey colour (plastic)

		SURROUND PLATES FOR ARTEOR MODULES											
		1 gang		1 gang		2 gang		2 gang		2 x 2 gang		3 x 3 gang	
SURROUND PLATES		Clip-in carrier plate - no support frame required								Support frame required			
													
		Pack 1 module	Pack 2 modules	Pack 3 modules	Pack 4 modules	Pack 8 modules	Pack 18 modules						
Dimensions (mm)		86 x 86		86 x 86		86 x 146		86 x 146		146 x 146		267 x 206	
White		10	7300 91	10	7300 92	10	7300 93	10	7300 94	1	7301 88	1	7301 90
Authentic brushed stainless steel		1	8330 91	1	8330 92	1	8330 93	1	8330 94	1	8331 88	1	8331 90
Authentic polished stainless steel		1	8332 91	1	8332 92	1	8332 93	1	8332 94	1	8333 88	1	8333 90
Authentic gold		1	8334 91	1	8334 92	1	8334 93	1	8334 94	1	8335 88	1	8335 90
Sleek Design brushed stainless steel		1	8320 91	1	8320 92	1	8320 93	1	8320 94	-	-	-	-
Sleek Design polished stainless steel		1	8322 91	1	8322 92	1	8322 93	1	8322 94	-	-	-	-
Sleek Design gold		1	8324 91	1	8324 92	1	8324 93	1	8324 94	-	-	-	-
Metalclad		5	7338 91 ¹	5	7338 92 ¹	5	7338 93 ¹	5	7338 94 ¹	-	-	-	-
GRID SUPPORT FRAMES for 2 x 2 and 3 x 3 gang surround plates													
Grid support frame complete with Arteor module carrier		-	-	-	-	-	-	-	-	1	2 x 7354 74	1	3 x 7354 76
BACK BOXES													
													
FLUSH MOUNTING		35 mm depth		35 mm depth		35 mm depth		35 mm depth		137 x 137 x 43		254 x 194 x 56	
Flush		50	0891 13	50	0891 13	40	0891 14	40	0891 14	1	0818 52	1	0818 54
Flush with phase barriers		-	-	-	-	-	-	-	-	-	-	1	0818 58
SURFACE MOUNTING													
Dimensions (mm)		86 x 86 x 47		86 x 86 x 47		86 x 146 x 47		86 x 146 x 47					
Surface white for white only		10	7364 07	10	7364 07	5	7364 11	5	7364 11	-	-	-	-
Dimensions (mm)		86 x 86 x 37		86 x 86 x 37		86 x 146 x 37		146 x 146 x 37		146 x 146 x 37			
Surface steel with knockouts		10	7364 00	10	7364 00	5	7364 01	5	7364 01	1	7364 18	-	-
Surface steel without knockouts		10	7364 20	10	7364 20	5	7364 21	5	7364 21	1	7364 22	-	-
		Arteor mechanisms p. 9-29											

Front plate material
White : 1 to 4 modules - thermoset; 8-18 modules - stainless steel

Authentic : All modules - stainless steel

Sleek Design : All modules - stainless steel

Metalclad : 1 to 4 modules - mild steel; 8 to 18 modules - stainless steel

1 : Supplied with back box

2 : Phase barrier variant shown