

A brand of **legrand**

# New Classe 100


NOW THE STANDARD  
IS CONNECTED



**bticino**

# A range for all your requirements

From audio through to connected video the updated Classe 100 range has a solution whatever the requirement.



## Now the standard is connected

THE BUILT-IN  
WI-FI CONNECTIVITY  
OF THE CLASSE 100X  
ALLOWS USERS TO  
ANSWER CALLS AND  
ACTIVATE CAMERAS  
QUICKLY AND SAFELY  
USING A SMARTPHONE\*



Built-in connectivity for constant connection with the home.

22  
apt

Connect up to 22 apartments without dedicated power supply when wired in series.



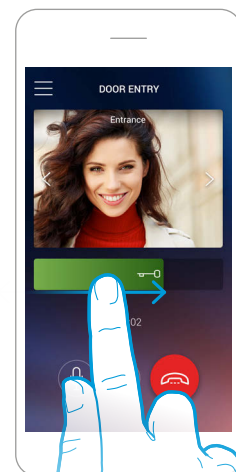
Immediate association with the Door Entry Classe 100X app.



Ideal for the refurbishment of old door entry systems.



No extra work for the installer; easier to use for the end user.



# AN IDEAL UPGRADE

Replacing an old Bticino video indoor unit with the new **connected Classe 100X** is easy

**1** Remove the old 2 wire Bticino video indoor unit.



**2** The new Classe 100X is installed **without the need for additional devices and/or wiring.**

(Also in apartment complexes with up to 22 apartments when wired in series).



## COMPATIBLE DEVICES:



PIVOT




POLYX



SWING



CLASSE 100



NIGHTER/WHICE  
VIDEO STATION



VIDEO  
DISPLAY

**3** After installation, the new Classe 100X is associated to the Door Entry app, immediately **making the video door entry functions** of your system available wherever you are **through your smartphone.**

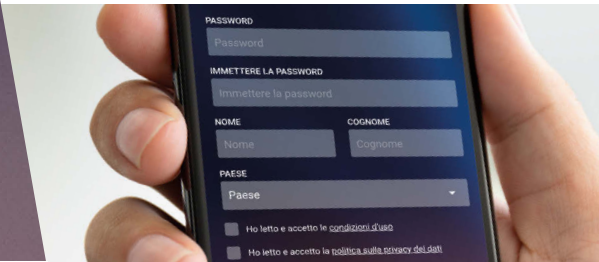




# Immediately connected and configured

Setting up the Door Entry Classe 100X app

1.



After the account has been created, go to the SETTINGS menu and select CONFIGURATION.

2.



Using the smartphone, scan the QR Code that will appear on the video internal unit screen.

3.



Select the home Wi-Fi network

4.



Once the password for the Wi-Fi network is entered, the app will search for the Classe 100X and automatically connect and self-configure.




The connection to the dedicated Cloud automates the configuration on the home network (you do NOT need to configure your router). The video internal unit transfers all the configuration of the 2 wire video door entry system (cameras, door locks, activations etc.) to the app. Using the app, you can display the mobile devices associated to it and decide which to disconnect or cancel at any time.



**Introducing Eliot:** Legrand's connected devices programme. Where electricity and the Internet of Things converge to form an infrastructure of connected devices that bring smart, energy efficient buildings to life. Working with you in end-to-end partnerships, with full training and support, we'll help you transform your building, take control of the physical and digital alike.


## THE CLASSE 100 RANGE

Classe 100X16E




The connected solution

Classe 100V16E




The single home solution

Classe 100V16B



The multi-dwelling solution

Classe 100A16E



The hands free solution

Classe 100A16M



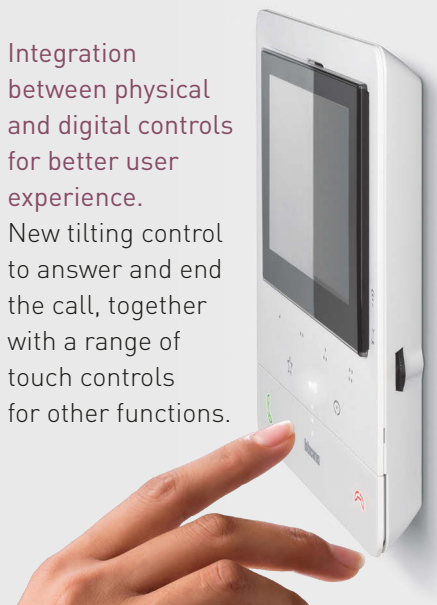
The handset solution

Full screen, compact view. The 5" display ensures great visibility.




Integration between physical and digital controls for better user experience.

New tilting control to answer and end the call, together with a range of touch controls for other functions.



Thin and minimal. Modern design combined with a stylish matt white finish.



Find out more about the whole **Bticino** range at [www.legrand.co.uk](http://www.legrand.co.uk)

## Contact details

### United Kingdom

Great King Street North,  
Birmingham, B19 2LF

### Customer Services:

Tel: +44 (0) 345 605 4333  
E-mail: [legrand.sales@legrand.co.uk](mailto:legrand.sales@legrand.co.uk)

### Quotations and Technical Support:

Tel: +44 (0) 370 608 9020  
E-mail: [uk-wdsales@legrand.co.uk](mailto:uk-wdsales@legrand.co.uk)

### Republic of Ireland:

Tel: 01 295 9673 Fax: 01 295 4671  
E-mail: [legrand.sales@legrand.co.uk](mailto:legrand.sales@legrand.co.uk)

### Legal notes :

To use the video door entry call repeat service on a smartphone, the customer must acquire the technical equipment which allows access to the Internet, on the basis of an agreement made by the customer themselves with an ISP (Internet Service Provider). Legrand plays no part in this. The customer must install the Door Entry Classe 100X app on their smartphone so that they can use some services which Legrand supplies as extras to the normal basic functions of the video internal unit. The services offered by means of the app require being able to interact with Classe 100X remotely and through the Internet.

In these cases the integration and good working between Classe 100X and app may depend on :

- a) quality of the Wi-Fi signal;
- b) type of access contract to the home internet;
- c) type of data contract on the smartphone

When one of these 3 elements does not conform with the specifications required for product operation, Legrand accepts no responsibility for any faults. The product supports a VoIP streaming system. You must therefore check with your smartphone contract – data network – that it does not block it. We should also like to inform you that the service provided by Legrand – remote use via app – involves the use of data. The cost linked to data usage depends on the type of contract which the customer has with their ISP (Internet Service Provider) and is solely the customer's responsibility.

In accordance with its policy of continuous improvement, the Company reserves the right to change specifications and designs without notice. All illustrations, descriptions, dimensions and weights in this catalogue are for guidance and cannot be held binding on the Company. All contents and design presentation included in this publication are © Legrand Electric Limited. All rights reserved. 2020.



This document is printed on sustainably sourced paper. Please recycle.



**FOLLOW US AT**

- @ [www.legrand.co.uk](http://www.legrand.co.uk)  
[www.legrand.ie](http://www.legrand.ie)
- YouTube [www.youtube.com/legrandtvuk](https://www.youtube.com/legrandtvuk)
- voltimum [www.voltimum.co.uk](http://www.voltimum.co.uk)  
[www.voltimum.ie](http://www.voltimum.ie)
- Twitter [www.twitter.com/legranduk](https://www.twitter.com/legranduk)
- LinkedIn [www.linkedin.com/company/legranduk](https://www.linkedin.com/company/legranduk)



### Head office (UK and Ireland):

Legrand Electric Limited  
Great King Street North, Birmingham, B19 2LF  
Tel: +44 (0) 370 608 9000 Fax: +44 (0) 370 608 9004  
Website: [www.legrand.co.uk](http://www.legrand.co.uk)