

Design 10 100A (I_{nA})

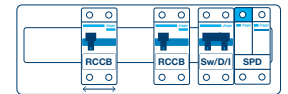
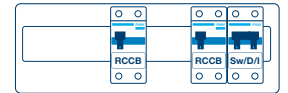
Characteristics:

- These boards come with round knockouts, for knockout sizes see page 40
- Metal split load and configurable consumer units, single row from 10 to 16 outgoing ways.
- Supplied with Type A RCCBs, a full metal DIN rail, 100A switch disconnecter incomer and 2 Type A RCCBs and a full complement of earth and neutral terminals along with marking labels, busbar and instructions.
- References ending in **SPD** come with a Type 2 SPD fitted.
- Conforms to BS EN 61439-3 Including Annex ZB (16kA rating).
- For accessories see page 34, for dimensions see page 40.



VML966RK

Description	Size	Cat ref.
10 Way 5+5 100A Switch 2x 100A 30mA with Round Knockouts	5	VML955RK ★
12 Way 6+6 100A Switch 2x 100A 30mA with Round Knockouts	6	VML966RK ★
16 Way High Integrity 100A Switch 2x 100A 30mA with Round Knockouts	7	VML916CURK ★
8 Way High Integrity 100A Switch 2x 100A 30mA RCCB with Factory Fitted Surge Protection & Round Knockouts	5	VML908CUSPDRK ★
10 Way High Integrity 100A Switch 2x 100A 30mA with Factory Fitted Surge Protection & Round Knockouts	6	VML910CUSPDRK ★
14 Way High Integrity 100A Switch 2x 100A 30mA RCCB with Factory Fitted Surge Protection & Round Knockouts	7	VML914CUSPDRK ★



with Surge

Design 10 63A (I_{nA})

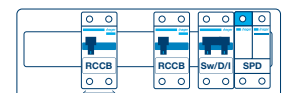
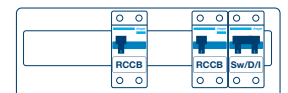
Characteristics:

- These boards come with round knockouts, for knockout sizes see page 40
- Metal split load and configurable consumer units, single row from 10 to 16 outgoing ways.
- Supplied with Type A RCCBs, a full metal DIN rail, 100A switch disconnecter incomer and 2 Type A RCCBs and a full complement of earth and neutral terminals along with marking labels, busbar and instructions.
- References ending in **SPD** come with a Type 2 SPD fitted.
- Conforms to BS EN 61439-3 Including Annex ZB (16kA rating).
- For accessories see page 34, for dimensions see page 40.



VML666RK

Description	Size	Cat ref.
10 Way 5+5 63A Switch 2x 63A 30mA Type A with Round Knockouts	5	VML655RK ★
12 Way 6+6 63A Switch 2x 63A 30mA Type A with Round Knockouts	6	VML666RK ★
16 Way High Integrity 63A Switch 2x 63A 30mA Type A with Round Knockouts	7	VML616CURK ★
10 Way High Integrity 63A Switch 2x 63A 30mA RCCB with Factory Fitted Surge Protection & Round Knockouts	6	VML610CUSPDRK ★
8 Way High Integrity 63A Switch 2x 63A 30mA RCCB with Factory Fitted Surge Protection & Round Knockouts	5	VML608CUSPDRK ★
14 Way High Integrity 63A Switch 2x 63A 30mA RCCB with Factory Fitted Surge Protection & Round Knockouts	7	VML614CUSPDRK ★



with Surge