

100 A I_{nA} Consumer unit enabling conformity with 18th Edition wiring regulations for overload protection of RCCBs and switches, in any single phase residential application regardless of the current rating of the supply authority fuse. Type A RCDs are provided, these devices can detect AC sinusoidal waveforms and pulsating DC components.

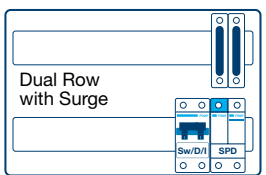




VML106

Switch Disconnecter Incomer

Characteristics:

- Metal switch disconnecter incomer consumer units, single row from 2 to 20 and dual row from 6+6 to 20+20 outgoing ways.
- All Design 10 consumer units contain top, bottom & rear knockouts and a meter tail cable entry plate (**VM04CE**) as standard- see page 40 for knockout sizes.
- Supplied with Type A RCCBs, a full metal DIN rail, 100A switch disconnecter incomer and a full complement of earth and neutral terminals along with marking labels, busbar and instructions.
- References ending in **SPD** come with a Type 2 SPD fitted.
- Recommended for use with TT systems when utilising RCBO on outgoing circuits.
- We also recommend the use of cable clamp (**VA10MT**) for use on TT systems, available as an accessory.
- Conforms to BS EN 61439-3 Including Annex ZB (16kA rating).
- For accessories see page 34, for dimensions see page 40, refer to board sizes below.



Description	Size	Cat ref.
6 Way 100A Switch Disconnecter Incomer	3	VML106
10 Way 100A Switch Disconnecter Incomer	4	VML110
14 Way 100A Switch Disconnecter Incomer	5	VML114
20 Way 100A Switch Disconnecter Incomer	7	VML120
8 Way 100A Switch Disconnecter Incomer with Factory Fitted Surge Protection	4	VML108SPD ★
12 Way 100A Switch Disconnecter Incomer with Factory Fitted Surge Protection	5	VML112SPD ★
18 Way 100A Switch Disconnecter Incomer with Factory Fitted Surge Protection	7	VML118SPD ★
6 + 6 Way Dual Row 100A Switch Disconnecter Incomer	3 (2)	VML10606
10 + 10 Way Dual Row 100A Switch Disconnecter Incomer	4 (2)	VML11010
14 + 14 Way Dual Row 100A Switch Disconnecter Incomer	5 (2)	VML11414
20 + 20 Way Dual Row 100A Switch Disconnecter Incomer	7 (2)	VML12020
8 + 10 Way Dual Row 100A Switch Disconnecter Incomer with Factory Fitted Surge Protection	4(2)	VML10810SPD ★
12 + 14 Way Dual Row 100A Switch Disconnecter Incomer with Factory Fitted Surge Protection	5(2)	VML11214SPD ★
16 + 20 Way Dual Row 100A Switch Disconnecter Incomer with Factory Fitted Surge Protection	7(2)	VML11820SPD ★

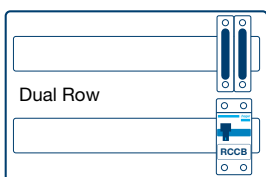



VML410AH

RCCB Incomer

Characteristics:

- Metal RCCB incomer consumer units, single row from 2 to 14 and dual row 6+6 outgoing ways.
- All Design 10 consumer units contain top, bottom & rear knockouts and a meter tail cable entry plate (**VM04CE**) as standard- see page 40 for knockout sizes.
- Supplied with Type A RCCBs, a full metal DIN rail, 40A, 63A or 100A 30mA RCCB incomer and a full complement of earth and neutral terminals along with marking labels, busbar and instructions.
- Conforms to BS EN 61439-3 Including Annex ZB (16kA rating).
- For accessories see page 34, for dimensions see page 40, refer to board sizes below.



Description	Size	Cat ref.
2 Way 40A 30mA Type A RCCB Incomer	2	VML402AH ★
6 Way 63A 30mA Type A RCCB Incomer	3	VML406AH ★
10 Way 63A 30mA Type A RCCB Incomer	4	VML410AH ★
6 Way 100A 30mA Type A RCCB Incomer	3	VML306AH ★
10 Way 100A 30mA Type A RCCB Incomer	4	VML310AH ★
14 Way 100A 30mA Type A RCCB Incomer	5	VML314AH ★