

100 A I_{nA} Consumer unit enabling conformity with 18th Edition wiring regulations for overload protection of RCCBs and switches, in any single phase residential application regardless of the current rating of the supply authority fuse. Type A RCCDs are provided, these devices can detect AC sinusoidal waveforms and pulsating DC components.

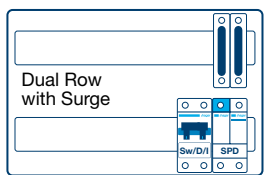




VM106

Switch Disconnecter Incomer

Characteristics:

- Metal switch disconnecter incomer consumer units, single row from 2 to 20 and dual row from 6+6 to 20+20 outgoing ways.
- All consumer units contain rear cable entry. Boards with knockouts have top & bottom knockouts. A meter tail cable entry plate (**VM04CE**) is provided as standard - see page 40 for knockout sizes.
- Supplied with a full metal DIN rail, 100A switch disconnecter incomer and a full complement of earth and neutral terminals along with marking labels, busbar, instructions, rear cable protector plate and meter tail clamp.
- References ending in **SPD** come with a Type 2 SPD fitted.
- Recommended for use with TT systems when utilising RCBO on outgoing circuits.
- Conforms to BS EN 61439-3 Including Annex ZB (16kA rating).
- For accessories see page 34, for dimensions see page 40, refer to board sizes below.



Description	Size	Cat ref.	Cat ref. With Knockouts
6 Way 100A Switch Disconnecter Incomer	3	VM106	VM106K
10 Way 100A Switch Disconnecter Incomer	4	VM110	VM110K
14 Way 100A Switch Disconnecter Incomer	5	VM114	VM114K
20 Way 100A Switch Disconnecter Incomer	7	VM120	VM120K
8 Way 100A Switch Disconnecter Incomer with Factory Fitted Surge Protection	4	VM108SPD ★	VM108KSPD ★
12 Way 100A Switch Disconnecter Incomer with Factory Fitted Surge Protection	5	VM112SPD ★	VM112KSPD ★
18 Way 100A Switch Disconnecter Incomer with Factory Fitted Surge Protection	7	VM118SPD ★	VM118KSPD ★
6+6 Way Dual Row 100A Switch Disconnecter Incomer	3 (2)	VM10606	VM10606K
10+10 Way Dual Row 100A Switch Disconnecter Incomer	4 (2)	VM11010	VM11010K
14+14 Way Dual Row 100A Switch Disconnecter Incomer	5 (2)	VM11414	VM11414K
20+20 Way Dual Row 100A Switch Disconnecter Incomer	7 (2)	VM12020	VM12020K
8 + 10 Way Dual Row 100A Switch Disconnecter Incomer with Factory Fitted Surge Protection	4(2)	VM10810SPD ★	VM10810KSPD ★
12 + 14 Way Dual Row 100A Switch Disconnecter Incomer with Factory Fitted Surge Protection	5(2)	VM11214SPD ★	VM11214KSPD ★
16 + 20 Way Dual Row 100A Switch Disconnecter Incomer with Factory Fitted Surge Protection	7(2)	VM11820SPD ★	VM11820KSPD ★




VM410AH

RCCB Incomer

Characteristics:

- Metal RCCB incomer consumer units, single row from 2 to 14 and dual row contains 6+6 outgoing ways.
- All consumer units contain rear cable entry. Boards with knockouts have top & bottom knockouts. A meter tail cable entry plate (**VM04CE**) is provided as standard - see page 40 for knockout sizes.
- Supplied with Type A RCCBs, a full metal DIN rail, 40A, 63A or 100A 30mA RCCB incomer and a full complement of earth and neutral terminals along with marking labels, busbar, instructions, rear cable protector plate and meter tail clamp.
- Conforms to BS EN 61439-3 Including Annex ZB (16kA rating).
- For accessories see page 34, for dimensions see page 40, refer to board sizes below.



Description	Size	Cat ref.	Cat ref. With Knockouts
2 Way 40A 30mA Type A RCCB Incomer	2	VM402AH ★	VM402AHK ★
6 Way 63A 30mA Type A RCCB Incomer	3	VM406AH ★	VM406AHK ★
10 Way 63A 30mA Type A RCCB Incomer	4	VM410AH ★	VM410AHK ★
6 Way 100A 30mA Type A RCCB Incomer	3	VM306AH ★	VM306AHK ★
10 Way 100A 30mA Type A RCCB Incomer	4	VM310AH ★	VM310AHK ★
14 Way 100A 30mA Type A RCCB Incomer	5	VM314AH ★	VM314AHK ★