




JK104


SP&N Distribution Boards

Characteristics:

- SP&N distribution boards are available from 4-28 outgoing ways. The range comes with a choice of either 100A 2 pole switch disconnecter, 63A 30mA 2 pole RCCB or 100A 30mA 2 pole RCCB, or a range of split load versions.
- Conforms to BS EN 61439-3. $I_{nA} = 63A/100A$, $I_{nC} = 63A$, $I_{CC} = 10kA$
- Cable Sizes: 100A: 50mm², 63A: 16mm²
- Ample wiring space, with provision to accept RCBO's.
- Full complement of earth and neutral terminal bars to accept up to 16mm² cable.
- Suitable for cable entry on all sides and back.
- For dimensions see page 1.47.




- 100A Switch Disconnecter Incomer
- 63A 30mA Switch Disconnecter Incomer



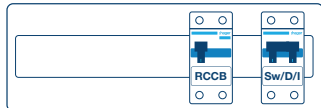
100A Switch Disconnecter Incomer Dual Row



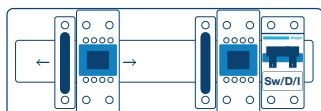
100A 30mA RCCB Incomer



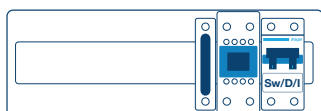
100A 30mA RCCB Incomer Dual Row



100A Switch Disconnecter Incomer & 63A 30mA RCCB

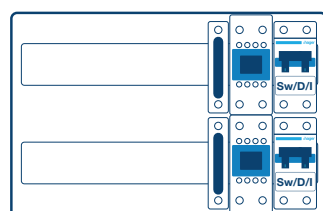


100A Dual Metered with MID Meter - JKD114



100A Metered with MID Meter - JKD117

Description	Size	Cat ref.
100A Switch Disconnecter Incomer		
4 Way 100A Switch Disconnecter Incomer	3	JK104
6 Way 100A Switch Disconnecter Incomer	3	JK106
10 Way 100A Switch Disconnecter Incomer	4	JK110
14 Way 100A Switch Disconnecter Incomer	5	JK114
20 Way 100A Switch Disconnecter Incomer	7	JK120
28 Way 100A Switch Disconnecter Incomer Dual Row	5 (2)	JK128
63A 30mA RCCB Incomer		
4 Way 63A 30mA RCCB Incomer	3	JK404H
6 Way 63A 30mA RCCB Incomer	3	JK406H
10 Way 63A 30mA RCCB Incomer	4	JK410H
14 Way 63A 30mA RCCB Incomer	5	JK414H
20 Way 63A 30mA RCCB Incomer	7	JK420H
100A 30mA RCCB Incomer		
4 Way 100A 30mA RCCB Incomer	3	JK304H
6 Way 100A 30mA RCCB Incomer	3	JK306H
10 Way 100A 30mA RCCB Incomer	4	JK310H
14 Way 100A 30mA RCCB Incomer	5	JK314H
20 Way 100A 30mA RCCB Incomer	7	JK320H
28 Way 100A 30mA RCCB Incomer Dual Row	5 (2)	JK328H
100A Switch Disconnecter and 63A 30mA RCCB		
6 Way Split Load Configurable 100A Switch 63A 30mA RCCB	4	JK706C
10 Way Split Load Configurable 100A Switch 63A 30mA RCCB	5	JK710C
14 Way Split Load Configurable 100A Switch 63A 30mA RCCB	7	JK714C
100A Switch Disconnecter and 100A 30mA RCCB		
28 Way Split Load 14+14 100A Switch 100A 30mA RCCB Dual Row	5 (2)	JK527H
100A Dual Metered with MID Meter		
14 Way Dual Metered 100A Configurable MID Pulsed, Modbus	7	JKD114
22 Way Dual Metered, Dual Row 100A MID Pulsed, Modbus	5 (2)	JKD11111
100A Metered with MID Meter		
17 Way Metered 100A MID Pulsed, Modbus	7	JKD117
100A Dual Metered with MID Meter - JKD11111		



100A Dual Metered with MID Meter - JKD11111