



POWERING
THE FUTURE



MK ESSENTIALS

DESIGNED FOR VALUE



DESIGNED FOR VALUE

Introducing MK Essentials.
A value range where quality counts.





DESIGNED FOR SMALLER BUDGETS

Essential switches and sockets to complement all interiors. With prices that are impossible to ignore.

Whatever your needs, MK Essentials offers a range of wiring devices, including 1 and 2 gang sockets with integrated USB ports, LED dimming, a hotel pack, as well as multiple switch and socket options.





DESIGNED FOR TRUSTED RELIABILITY


Essential 'fit and forget' solutions with the reliability and performance you'd expect. Backed by MK's 25 year quality guarantee.*

From the groundbreaking Multy Kontakt Socket to the first modern light switch, we've been setting the standards in reliability for over a century.

So you can specify, install and use MK Essentials with complete confidence.

Fully compliant with British Standards, MK Essentials is tested in our independently accredited UK testing facilities, and each product undergoes 100% electrical and visual testing at the point of manufacture.









DESIGNED FOR INSTALLERS FIRST

Essential features like backed out and captive screws, ensure installation is both easy and convenient. A perfect fit every time.

Widely available and distributed nationally, every MK Essentials device comes with a screwless front plate. Simply clip on the surround to conceal any paint splatter or abrasions.



DESIGNED FOR GOOD LOOKS

Essential to meeting customers' expectations, with a screwless design and a high-gloss finish for a contemporary look and feel. Clean, simple and uncomplicated.

A smooth transition between device and surround prevents dust collection, whilst offering a slim understated appearance.

Ideal when redecorating, the clip-on surround can be removed and clipped back on again for a neat finish.







**GET THE
ESSENTIALS RIGHT
WITH MK
ESSENTIALS**





MK Essentials offers a wide range of sockets, including 13A single and double pole sockets, switchsockets with and without neons, and those with integral USB ports, plus round pin 5A and 15A variations.



MK Essentials LED universal dimmers are available in 1 and 2 gang.



MK Essentials switches are available in 1, 2, 3 and 4 gang, with standard or wide rockers. Expand the MK Essentials range with grid frontplates and MK's Grid Plus modules. With over 100 modules to choose from there's a solution for all your project needs. Euro frontplates and modules are also available for data, voice and USB.

FIT AND FORGET
EASY INSTALLATION,
SIMPLE DESIGN



HIGH GLOSS FINISH
Moulded in polycarbonate,
delivering a tough robust product

**TOOL FREE CLIP-ON SURROUND
FIXING AND REMOVAL**
Quick and secure, conceal any paint
splatter or abrasions, resulting in a
clean and simple design



**BACKED BY MK'S 25 YEAR
GUARANTEE***
Quality comes as standard, with
the reliability and performance
you'd expect from MK.



TERMINAL MARKINGS
Clearly moulded markings on rear of
modules

**CAPTIVE AND BACKED OUT
TERMINAL SCREWS**
Pre-engaged in terminal for fast and
easy installation

DUAL EARTH TERMINALS
Offering total user safety for high
integrity earthing applications



Product Selector

Switchsocket Outlets

FLUSH
13 AMP



MV2757WHI



MV2757DPWHI



MV24354WHI



MV2747WHI



MV2747DPWHI



MV24344WHI



MV2657WHI



MV2657DPWHI



MV24345WHI



MV2647WHI



MV2647DPWHI

MV2757WHI
1 GANG SP WITH DUAL EARTH TERMINALS

MV2747WHI
2 GANG SP WITH DUAL EARTH TERMINALS

MV2657WHI
1 GANG SP WITH DUAL EARTH TERMINALS WITH NEON

MV2647WHI
2 GANG SP WITH DUAL EARTH TERMINALS WITH NEON

MOUNTING BOX
25MM
1 GANG 861ZIC
2 GANG 862ZIC
35MM
1 GANG 866ZIC (for extra wiring space)
2 GANG 886ZIC (for extra wiring space)

DIMENSIONS
1G: 86 x 86mm
2G: 86 x 146mm
FIXING CENTRES
1G: 60.3mm, 2G: 120.6mm
BS 1363-2:2016+A1:2018

MV2757DPWHI
1 GANG DP WITH DUAL EARTH TERMINALS

MV2747DPWHI
2 GANG DP WITH DUAL EARTH TERMINALS

MV2657DPWHI
1 GANG DP WITH DUAL EARTH TERMINALS WITH NEON

MV2647DPWHI
2 GANG DP WITH DUAL EARTH TERMINALS WITH NEON

MOUNTING BOX
25MM
1 GANG 861ZIC
2 GANG 862ZIC
35MM
1 GANG 866ZIC (for extra wiring space)
2 GANG 886ZIC (for extra wiring space)

DIMENSIONS
1G: 86 x 86mm
2G: 86 x 146mm
FIXING CENTRES
1G: 60.3mm, 2G: 120.6mm
BS 1363-2:2016+A1:2018

MV24354WHI
1 GANG DP WITH USB CHARGING PORT AND DUAL EARTH TERMINALS

MV24344WHI
2 GANG DP WITH 2 X USB CHARGING PORTS AND DUAL EARTH TERMINALS

MV24345WHI
2 GANG SP WITH 2 X USB CHARGING PORTS AND DUAL EARTH TERMINALS

MOUNTING BOX
35MM
1 GANG 866ZIC
2 GANG 886ZIC
DIMENSIONS
1G: 86 x 86mm
2G: 86 x 146mm
FIXING CENTRES
1G: 60.3mm, 2G: 120.6mm
BS 1363-2:2016
IEC 61558-2-16

Socket Outlets

FLUSH
13 AMP



MV780WHI



MV781WHI

MV780WHI
1 GANG WITH DUAL EARTH TERMINALS

MV781WHI
2 GANG WITH DUAL EARTH TERMINALS

MOUNTING BOX
25MM
1 GANG 861ZIC
2 GANG 862ZIC
35MM
1 GANG 866ZIC (for extra wiring space)
2 GANG 886ZIC (for extra wiring space)
DIMENSIONS
1G: 86 x 86mm
2G: 86 x 146mm
FIXING CENTRES
1G: 60.3mm, 2G: 120.6mm
BS 1363-2:2016+A1:2018

USB Charging Sockets each capable of supporting 2.4A charge (total of 2.4A per socket)

Dual Earth: Fitted with two earth terminals to provide a double earth facility connection as specified within BS 7671

Product Selector

Switchsocket Outlets

ROUND PIN
FLUSH



MV2891WHI



MV2893WHI



MV2493WHI

MV2891WHI
1 GANG SP 5A
MV2893WHI
1 GANG DP 15A
MV2493WHI
1 GANG DP 15A WITH NEON

MOUNTING BOX
35MM
866ZIC
DIMENSIONS
86 x 86mm
FIXING CENTRES
60.3mm
5A SWITCHSOCKETS
BS 546:1950
15A SWITCHSOCKET
BS546:1950

Socket Outlets

ROUND PIN
FLUSH



MV771WHI



MV772WHI

MV771WHI
1 GANG 5A SHUTTERED
MV772WHI
1 GANG 15A SHUTTERED

MOUNTING BOX
35MM
866ZIC
DIMENSIONS
86 x 86mm
FIXING CENTRES
60.3mm
BS 546:1950

Connection Units

SWITCHED
13 AMP



MV1040WHI



MV1042WHI



MV1041WHI



MV1070WHI

MV1040WHI
DP WITH FUSE
MV1042WHI
DP WITH NEON AND FUSE
MV1041WHI
DP WITH FRONT FLEX OUTLET
AND FUSE
MV1070WHI
DP WITH NEON, FRONT FLEX
OUTLET AND FUSE

MOUNTING BOX
35MM
866ZIC
DIMENSIONS
86 x 86mm
FIXING CENTRES
60.3mm
BS 1363-4:2016+A1:2018
FUSES COMPLY WITH
BS 1362:1973

Connection Units

UNSWITCHED
13, 25 AND 45 AMP



MV1031WHI



MV1030WHI



MV1080WHI



MV1090WHI

MV1031WHI
13A WITH FRONT FLEX
OUTLET AND FUSE
MV1030WHI
13A WITH NEON, FRONT FLEX
OUTLET AND FUSE
MV1080WHI
25A WITH FRONT FLEX
OUTLET
MV1090WHI
45A COOKER CONNECTION
UNIT

MOUNTING BOX
35MM
866ZIC
DIMENSIONS
86 x 86mm
FIXING CENTRES
60.3mm
BS 1363-4:2016+A1:2018
FRONT FLEX OUTLET COMPLIES WITH
BS 5733:2010+A1:2014
FUSES COMPLY WITH
BS 1362:1973
COOKER CONNECTION UNIT
BS 5733:2010+A1:2014

Product Selector

High Current DP Switches

20 AMP AND 32 AMP



MV4787NWHI



MV8423WHI



MV8423WHWHI



MV8423ACWHI



MV5105WHI

45 AMP



MV5205WHI



MV5205NWHI



MV5215NCWHI



MV5215WHI



MV5215NWHI

MV4787NWHI

1 GANG 20A DP WIDE ROCKER SWITCH WITH NEON

MV8423WHWHI

1 GANG 20A DP SWITCH WITH NEON AND MARKED 'WATER HEATER'

MV5105WHI

1 GANG 32A DP SWITCH WITH NEON

MV8423WHI

1 GANG 20A DP SWITCH WITH NEON

MV8423ACWHI

1 GANG 20A DP SWITCH WITH NEON AND MARKED 'AIR CONDITIONER'

MV5205WHI

1 GANG DP SWITCH

MV5205NWHI

1 GANG DP SWITCH WITH NEON

MV5215NCWHI

2 GANG DP SWITCH WITH NEON AND MARKED 'COOKER'

MV5215WHI

2 GANG DP SWITCH

MV5215NWHI

2 GANG DP SWITCH WITH NEON

MOUNTING BOX
35MM
866ZIC
DIMENSIONS
86 x 86mm
FIXING CENTRES
60.3mm
BS EN 60669-1:2018

MOUNTING BOX
35MM
886ZIC
DIMENSIONS
146 x 86mm
FIXING CENTRES
60.3mm
BS EN 60669-1:2018

MOUNTING BOX
35MM
866ZIC
DIMENSIONS
86 x 86mm
FIXING CENTRES
1: 60.3mm, 2G: 120.6mm
BS EN 60669-1:2018

MOUNTING BOX
35MM
886ZIC
DIMENSIONS
146 x 86mm
FIXING CENTRES
2G: 120.6mm
BS EN 60669-1:2018

Product Selector

Plateswitches

FLUSH
10 AMP



MV4861W1WHI



MV4863W1WHI



MV4866WHI



MV4861WHI



MV4863WHI



MV4867WHI



MV4862W1WHI



MV4864W1WHI



MV4868WHI



MV4862WHI



MV4864WHI

MV4861W1WHI
1 GANG SP ONE-WAY
MV4861WHI
1 GANG SP TWO-WAY
MV4862W1WHI
2 GANG SP ONE-WAY
MV4862WHI
2 GANG SP TWO-WAY

MV4863W1WHI
3 GANG SP ONE-WAY
MV4863WHI
3 GANG SP TWO-WAY
MV4864W1WHI
4 GANG SP ONE-WAY
MV4864WHI
4 GANG SP TWO-WAY

MV4866WHI
1 GANG SP INTERMEDIATE
MV4867WHI
1 GANG SP PUSH SWITCH
WITH BELL SYMBOL
MV4868WHI
1 GANG SP PUSH SWITCH

MOUNTING BOX
35MM
866ZIC
DIMENSIONS
86 x 86mm
FIXING CENTRES
60.3mm
BS EN 60669-1:2018

MOUNTING BOX
35MM
866ZIC
DIMENSIONS
86 x 86mm
FIXING CENTRES
60.3mm
BS EN 60669-1:2018

MOUNTING BOX
35MM
866ZIC
DIMENSIONS
86 x 86mm
FIXING CENTRES
120.6mm
BS EN 60669-1:2018



Product Selector

Wide Rocker Switches

FLUSH
10 AMP

SWITCHES
20 AMP



MV4781W1WHI



MV4783W1WHI



MV4778BWHI



MV4787W1WHI



MV4789W1WHI



MV4790W1WHI



MV4781WHI



MV4783WHI




MV4786WHI



MV4787WHI



MV4789WHI



MV4790WHI



MV4782W1WHI



MV4784W1WHI



MV4786PWHI



MV4788W1WHI



MV4791WHI



MV4782WHI



MV4784WHI



MV4785WHI



MV4788WHI

MV4781W1WHI
1 GANG SP ONE-WAY
MV4781WHI
1 GANG SP TWO-WAY
MV4782W1WHI
2 GANG SP ONE-WAY
MV4782WHI
2 GANG SP TWO-WAY

MV4783W1WHI
3 GANG SP ONE-WAY
MV4783WHI
3 GANG SP TWO-WAY
MV4784W1WHI
4 GANG SP ONE-WAY
MV4784WHI
4 GANG SP TWO-WAY

MV4778BWHI
1 GANG SP PUSH SWITCH
WITH BELL SYMBOL
MV4786WHI
1 GANG SP PUSH SWITCH
MV4786PWHI
1 GANG SP PUSH SWITCH
MARKED 'PRESS'
MV4785WHI
1GANG INTERMEDIATE

MV4787W1WHI
1 GANG SP ONE-WAY
MV4787WHI
1 GANG SP TWO-WAY
MV4788W1WHI
2 GANG SP ONE-WAY
MV4788WHI
2 GANG SP TWO-WAY

MV4789W1WHI
3 GANG SP ONE-WAY
MV4789WHI
3 GANG SP TWO-WAY

MV4790W1WHI
4 GANG SP ONE-WAY
MV4790WHI
4 GANG SP TWO-WAY
MV4791WHI
1GANG INTERMEDIATE

MOUNTING BOX
35MM
866ZIC
DIMENSIONS
86 x 86mm
FIXING CENTRES
60.3mm
BS EN 60669-1:2018

MOUNTING BOX
35MM
866ZIC
DIMENSIONS
86 x 86mm
FIXING CENTRES
60.3mm
BS EN 60669-1:2018

MOUNTING BOX
35MM
886ZIC
DIMENSIONS
86 x 86mm
FIXING CENTRES
120.6mm
BS EN 60669-1:2018

MOUNTING BOX
35MM
866ZIC
DIMENSIONS
86 x 86mm
FIXING CENTRES
60.3mm
BS EN 60669-1:2018

MOUNTING BOX
35MM
866ZIC
DIMENSIONS
86 x 86mm
FIXING CENTRES
60.3mm
BS EN 60669-1:2018

MOUNTING BOX
35MM
886ZIC
DIMENSIONS
86 x 86mm
FIXING CENTRES
60.3mm
BS EN 60669-1:2018

Product Selector

Intelligent LED Dimmer Switches

220V TO 240V A.C. 50HZ
LED, TUNGSTEN FILAMENT
AND LOW VOLTAGE
HALOGEN LIGHTING



MV1523WHI



MV1524WHI

Cooker Controls

MOULDED
FLUSH
45 AMP



MV5060WHI



MV5061WHI

Shaver/ Toothbrush Supply Unit



MV701WHI

Three Pole Fan Isolator



MV4859WHI

MV1523WHI
1 GANG LED DIMMER
MV1524WHI
2 GANG LED DIMMER

MV5060WHI
DP SWITCH AND 13A
SWITCHSOCKET OUTLET
MV5061WHI
DP SWITCH AND 13A
SWITCHSOCKET OUTLET WITH
NEON

MV701WHI
SHAVER
SUPPLY UNIT
DUAL VOLTAGE
115/230V OUTPUT
(220/240V 50/60HZ INPUT)

MV4859WHI
1 GANG THREE POLE FAN
ISOLATOR SWITCH

MOUNTING BOX
35MM
1 GANG 866ZIC
2 GANG 886 ZIC
DIMENSIONS
1G: 86 x 86mm
2G: 86 x 146mm
FIXING CENTRES
1G: 60.3mm, 2G: 120.6mm
BS EN 60669-2-1
IEC 60669-2-1

RC dimmer (trailing edge)
Voltage: 220-240V AC
Frequency: 50/60Hz
Rating:
Incandescent: 10-200W
Halogen lamp with electronic transformer:
35-200W
Dimmable LEDs: 6-100W

MOUNTING BOX
35MM
886ZIC
DIMENSIONS
86 x 146mm
FIXING CENTRES
60.3mm
BS 4177:1992

MOUNTING BOX
35MM
886ZIC
DIMENSIONS
146 x 86mm
FIXING CENTRES
60.3mm
BS EN 61558-2-5:1998

MOUNTING BOX
35MM
866ZIC
DIMENSIONS
86 x 86mm
FIXING CENTRES
60.3mm
BS EN 60669-2-4:2005

Product Selector

Blank Plates


Hotel Pack

Grid Plus Frontplates

Euro Modular Frontplates



MV3827WHI



MV3828WHI



MV4324WHI



MV4327WHI



MV4328WHI



MV4329WHI



MV3631WHI



MV3632WHI



MV3633WHI



MV3634WHI



MV181WHI



MV182WHI



MV184WHI

MV3827WHI
1 GANG BLANK PLATE
MV3828WHI
2 GANG BLANK PLATE

MV4324WHI
KEY CARD SWITCH 50HZ/60HZ
MV4327WHI
2 GANG 10A SERVICE AND DO NOT DISTURB SWITCH WITH INDICATOR
MV4328WHI
1 GANG TWO-WAY BELL SWITCH WITH INDICATOR
MV4329WHI
2 GANG SHUTTER SWITCH FOR ROLLER BLINDS

MV3631WHI
1 MODULE FRONT PLATE
MV3632WHI
2 MODULE FRONT PLATE
MV3633WHI
3 MODULE FRONT PLATE
MV3634WHI
4 MODULE FRONT PLATE

MV181WHI
1 GANG FRONTPLATE
ONE MODULE
APERTURE SIZE 25 X 50MM
MV182WHI
1 GANG FRONTPLATE
TWO MODULE
APERTURE SIZE 50 X 50MM
MV184WHI
2 GANG FRONTPLATE
FOUR MODULE
APERTURE SIZE 100 X 50MM

MOUNTING BOX
25MM
1 GANG 861ZIC
2 GANG 862ZIC
35MM
1 GANG 866ZIC (for extra wiring space)
2 GANG 886ZIC (for extra wiring space)
DIMENSIONS
1G: 86 x 86mm
2G: 86 x 146mm
FIXING CENTRES
1G: 60.3mm, 2G: 120.6mm
BS 5733:2010+A1:2014

MOUNTING BOX
35MM
866ZIC
DIMENSIONS
86 x 86mm
FIXING CENTRES
60.3mm
BS EN 60669-1:2018
KEY CARD SWITCH
BS EN 60669-2-1:2004

MOUNTING BOX
25MM
1 GANG 861ZIC
2 GANG 862ZIC
35MM
1 GANG 866ZIC (for extra wiring space)
2 GANG 886ZIC (for extra wiring space)
MOUNTING FRAMES
1G: K3701
2G: K3702
3G: K3703
4G: K3704
DIMENSIONS
1G: 86 x 86mm
2G: 86 x 146mm
FIXING CENTRES
1G: 60.3mm, 2G: 120.6mm
BS 5733:2010+A1:2014

MOUNTING BOX
25MM
1 GANG 861ZIC
2 GANG 862ZIC
35MM
1 GANG 866ZIC (for extra wiring space)
2 GANG 886ZIC (for extra wiring space)
DIMENSIONS
1G: 86 x 86mm
2G: 86 x 146mm
FIXING CENTRES
1G: 60.3mm, 2G: 120.6mm
BS 5733:2010+A1:2014

Product Selector

Data, Voice and TV

DATA SOCKETS



MV428WHI



MV429WHI

TELEPHONE OUTLET



MV417WHI



MV418WHI



MV422WHI



MV427WHI

TV OUTLETS



MV3520WHI



MV3521WHI



MV3522WHI



MV3523WHI



MV3553WHI



MV3529WHI

MV428WHI
1 GANG RJ45 CAT6
DATA SOCKET

MV429WHI
1 GANG DOUBLE RJ45
CAT6 DATA SOCKET

MV417WHI
1 GANG RJ11 4 WIRE
TELEPHONE SOCKET

MV418WHI
1 GANG DOUBLE RJ11 4 WIRE
TELEPHONE SOCKET

MV422WHI
1 GANG BT TELEPHONE
SOCKET (MASTER)

MV427WHI
1 GANG BT TELEPHONE
SOCKET (SECONDARY)

MV3520WHI
1 GANG SINGLE OUTLET MALE
NON-ISOLATED TV SOCKET

MV3521WHI
1 GANG SINGLE FEMALE
NON-ISOLATED TV SOCKET

MV3522WHI
1 GANG SINGLE OUTLET
ISOLATED TV SOCKET

MV3523WHI
TWIN TV/FM DIPLEXER

MV3553WHI
1 GANG TRIPLE OUTLET
TV-FM-SAT TRIPLEXER
SOCKET

MV3529WHI
1 GANG SINGLE OUTLET
CABLE TV 'F' TYPE
CONNECTOR

MOUNTING BOX
46MM
877ZIC
DIMENSIONS
86 x 86mm
FIXING CENTRES
60.3mm
IEC 1180
EN 50173
TIA 568
EN41003

MOUNTING BOX
25MM
861ZIC
35MM
866ZIC (for extra wiring space)
DIMENSIONS
86 x 86mm
FIXING CENTRES
60.3mm
MV417WHI & MV418WHI
FCC68
EN41003

MV422WHI & MV427WHI
BS6312

MOUNTING BOX
25MM
861ZIC
35MM
866ZIC (for extra wiring space)
DIMENSIONS
86 x 86mm
FIXING CENTRES
60.3mm
BS 5733:2010+A1:2014

MOUNTING BOX
25MM
861ZIC
35MM
866ZIC (for extra wiring space)
DIMENSIONS
86 x 86mm
FIXING CENTRES
60.3mm
BS 5733:2010+A1:2014

Product Selector

Euro Power Modules

Euro Datacom Modules

RJ11/12

RJ45 CAT 6A

RJ45 CAT 6

RJ45 CAT 5e

TELEPHONE



K5830WHI



K5833WHI



K5831WHI



K5834WHI



K5832WHI



K5837WHI



K5887WHI



K5841WHI



K5846WHI



K5844WHI



K5820WHI



K5887BLK



K5841SWHI



K5846SBLK



K5845WHI



K5821WHI



K5864WHI



K5845BLK



K5821BLK

K5830WHI
K5830BLK
UK 1 GANG EURO 2 MODULE
13A 250V SHUTTERED

K5831WHI
K5831BLK
GERMAN 2P+E
16A 250V SHUTTERED
EURO 2 MODULE (NON UK)

K5832WHI
K5832BLK
AMERICAN 2P+E
15A 127V SHUTTERED
EURO 2 MODULE (NON UK)

K5830
MOUNTING BOX
35mm minimum
46mm (for extra wiring space)
DIMENSIONS
50 x 50mm
BS 1363 Pt2:1995

K5831
MOUNTING BOX
46mm
DIMENSIONS
50 x 50mm
IEC 60884-1:2006

K5832
MOUNTING BOX
35mm
46mm (for extra wiring space)
DIMENSIONS
50 x 50mm
SASO 2204:2003

K5833WHI
K5833BLK
UK 1 GANG EURO 2 MODULE
5A 250V SHUTTERED

K5834WHI
K5834BLK
FRENCH/BELGIAN 2P+E
16A 250V SHUTTERED
EURO 2 MODULE (NON UK)

K5837WHI
K5837BLK
USB CHARGING MODULE
EURO 2 MODULE

K5833
MOUNTING BOX
35mm minimum
46mm (for extra wiring space)
DIMENSIONS
50 x 50mm
BS 546:1950

K5834
MOUNTING BOX
46mm
DIMENSIONS
50 x 50mm
NF C61-314

K5837
MOUNTING BOX
35mm, 46mm (for extra wiring space)
DIMENSIONS
50 x 50mm
USB charging sockets, each capable of supporting 2A charge (total of 2A).
IEC 60950-1
IEC 61000-6-1/3

K5887WHI
K5887BLK
RJ11/12
ONE MODULE
25 X 50MM

Suitable for both RJ11 and RJ12 jacks
RJ11: 4 wire
RJ12: 6 wire
MOUNTING BOXES
Minimum box depth 25mm
FCC68
EN 41003

K5841WHI
RJ45 CAT 6A
ONE MODULE
25 X 50MM

K5841SWHI
RJ45 CAT6A SCREENED
ONE MODULE
25 X 50MM

Cat 6A performance.
Suitable for both 568A and 568B wiring schemes.
MOUNTING BOXES
Minimum Box Depth 35mm
ISO/IEC 11801
EN 50173
TIA 568
EN 41003

K5846WHI
K5846BLK
RJ45 CAT 6
ONE MODULE
25 X 50MM

K5846SWHI
K5846SBLK
RJ45 CAT 6 SCREENED
ONE MODULE
25 X 50MM

K5864WHI
RJ45 CAT 6 ANGLED
ONE MODULE
25 X 50MM

Cat 6 performance.
Suitable for both 568A and 568B wiring schemes.
MOUNTING BOXES
Minimum Box Depth 35mm
ISO/IEC 11801
EN 50173
TIA 568
EN 41003

K5844WHI
RJ45 CAT 5e ANGLED
ONE MODULE
25 X 50MM

K5845WHI
K5845BLK
RJ45 CAT 5e
ONE MODULE
25 X 50MM

Enhanced Cat 5 performance.
Suitable for both 568A and 568B wiring schemes.
Supplied with cable tie and cable anchors to secure wires in the connectors.
MOUNTING BOXES
Minimum box depth 25mm standard
ISO/IEC 11801
EN 50173
TIA 568
EN 41003

K5820WHI
K5820BLK
TELEPHONE MASTER
ONE MODULE
25 X 50MM

K5821WHI
K5821BLK
TELEPHONE SECONDARY
ONE MODULE
25 X 50MM

MOUNTING BOXES
Minimum depth 25mm
BS 6312 Pt 2

Mains operated products and extra low voltage modules must not be installed within the same frontplate.
Refer to BS 7671 IET Wiring Regulations for details.

Product Selector


Euro Multimedia Modules

TV CO-AXIAL OUTLETS FOR DIGITAL TV SCREENED NON ISOLATED

HDMI

AUDIO

BLANKS



K5850WHI
K5850BLK
SINGLE OUTLET (IEC MALE)
ONE MODULE 25 X 50MM

K5851WHI
K5851BLK
SINGLE OUTLET (IEC FEMALE)
ONE MODULE 25 X 50MM

K5855WHI
K5855BLK
SINGLE F-TYPE SATELLITE SOCKET
ONE MODULE 25 X 50MM

Fully screened non isolated TV outlets containing a combination of single, TV/FM Diplexer and TV/FM/SAT Triplexer for use within digital TV systems and interactive TV services. Single outlets for connection to a single TV, FM or Satellite co-axial aerial lead.

K5852WHI
K5852BLK
TWIN OUTLET
TV/FM DIPLEXER
TWO MODULE 50 X 50MM (IRELAND ONLY)

K5852DABWHI
K5852DABBLK
TWIN OUTLET TV-FM/DAB DIPLEXER
TWO MODULE 50 X 50MM

K5853WHI
K5853BLK
TRIPLE OUTLET
TV/FM/SATELLITE TRIPLEXER
TWO MODULE 50 X 50MM (IRELAND ONLY)

TV/FM diplexer units for connection to a single co-axial aerial lead with combined TV and FM signals.
TV/FM/SAT triplexer units for connection to a single co-axial aerial lead with combined TV, FM and Satellite signals

K5853DABWHI
K5853DABBLK
TRIPLE OUTLET
TV-FM/DAB-SAT TRIPLEXER
TWO MODULE 50 X 50MM

K5854DABWHI
K5854DABBLK
QUAD OUTLET
TV-FM/DAB-2XSAT
TWO MODULE 50 X 50MM

K5807WHI
K5807BLK
FEMALE HDMI OUTLET

K5807 Female HDMI Outlet is HDMI 1.1, 1.2, 1.3 and 1.4 compatible, HDCP compliant
DATA RATE
Up to 2.25 Gbps
SCAN
Up to 1080p/1920x1200
INPUT CONNECTOR
1 x HDMI Female (Type A)
OUTPUT CONNECTOR
1 x HDMI Female (Type A)
Supports high resolution input PC
VGA, SVGA, SXVGA (1280x1024) and UXGA (1600x1200, 1920x1200)
HDTV
480p, 720p, 1080i and 1080p
HDMI input cable should be no larger than 20m.
DIMENSIONS
50 x 50 x 20mm

K5805WHI
K5805BLK
AUDIO BINDING POST SET FOR SINGLE LOUD SPEAKER

K5806WHI
K5806BLK
RCA TO SCREW TERMINATION SET
1 RED AND 1 BLACK

DIMENSIONS
50 x 25 x 28mm

K180WHI
TWO MODULE
BLANK 50 X 50MM

K188WHI
K188BLK
ONE MODULE
BLANK 25 X 50MM

K186WHI
K186BLK
HALF MODULE
BLANK 12.5 X 50MM

BS 5733:2010 where applicable

These products are fully compatible with Labgear TV distribution systems and are approved for use in "Sky Homes" and "Homes On" specifications

MOUNTING BOXES

Min box depth 32mm
DIMENSIONS
1 Module 25 x 50mm
2 Module 50 x 50mm
BS 3041:1997
IEC 169-2:1965
BS EN 50083 & BS 5733:2010 where applicable

PERFORMANCE

SINGLE OUTLETS
TV/FM Iec Male Or Female
DC-950MHz
SAT F-TYPE
DC-1.75GHz

TV/FM/SAT PRODUCTS

Outlet:
TV: Diplexer
5-65MHz
470-862MHz
87.5-108MHz
FM/DAB:
SAT: N/A
Outlet:
TV: Triplexer
5-65MHz
470-862MHz
87.5-108MHz
950-2300MHz
FM:
SAT1: 950-2300MHz

TV/FM/DAB/SAT PRODUCTS FOR DIGITAL RADIO

Outlet:
TV: Diplexer
5-65MHz
470-862MHz
87.5-230MHz
FM/DAB:
SAT OR SAT1: N/A
SAT2:
Outlet:
TV: Triplexer
5-65MHz
470-862MHz
87.5-230MHz
950-2300MHz
FM:
SAT1: 950-2300MHz
SAT2: 5-2300MHz

Grid Plus

Blank Inserts

1 MODULE



Switch Modules 10 Amp

1 WAY SP
10 AMP



1 WAY DP
10 AMP



2 WAY SP
10 AMP



2 WAY
RETRACTIVE
SWITCH SP
10 AMP



2 WAY
RED
RETRACTIVE
SWITCH SP
10 AMP



FINISHES

WHITE	K4880WHI 10	K4881WHI 10	K4981WHI 10	K4882WHI 10	K4885WHI 10	K4885RED 1
BLACK	K4880BLK 10	K4881BLK 10	K4981BLK 10	K4882BLK 1	K4885BLK 10	K4885REDB 1
GRAPHITE	K4880GRA 10	K4881GRA 10		K4882GRA 10		

These switches do NOT have to be derated when used with fluorescent or inductive loads.
BS EN 60669-1:2018

These switches do NOT have to be derated when used with fluorescent or inductive loads.
BS EN 60669-1:2018

These switches do NOT have to be derated when used with fluorescent or inductive loads.
BS EN 60669-1:2018

NOTE
Push switches are not designed for fluorescent loads.
BS EN 60669-1:2018

NOTE
Push switches are not designed for fluorescent loads.
BS EN 60669-1:2018

Switch Modules 20 Amp

1 WAY
PUSH TO
BREAK
RETRACTIVE DP
20 AMP



1 WAY
RED ROCKER
PUSH TO BREAK
RETRACTIVE DP
20 AMP



2 WAY SP
20 AMP



2 WAY
RED ROCKER SP
20 AMP



2 WAY
SWITCH WITH
INTEGRAL
NEON
LOCATOR SP
20 AMP



2 WAY
AND CENTRE
OFF SP
20 AMP



FINISHES

WHITE	K4915WHI 10	K4915RED 10	K4892WHI 10	K4892RED 10	K4892LWHI 10	K4899WHI 10
BLACK	K4915BLK 10	K4915REDB 1	K4892BLK 10	K4892REDB 1	K4892LBLK 1	K4899BLK 10
GRAPHITE						

NOTE
Push switches are not designed for fluorescent loads.
BS EN 60669-1:2018

NOTE
Push switches are not designed for fluorescent loads.
BS EN 60669-1:2018

These switches do NOT have to be derated when used with fluorescent or inductive loads.
BS EN 60669-1:2018

These switches do NOT have to be derated when used with fluorescent or inductive loads.
BS EN 60669-1:2018

These switches do NOT have to be derated when used with fluorescent or inductive loads.
BS EN 60669-1:2018

These switches do NOT have to be derated when used with fluorescent or inductive loads.
BS EN 60669-1:2018

B suffix on the list number denotes black inserts

Grid Plus

2 WAY
RETRACTIVE
SWITCH
MARKED WITH
BELL SYMBOL SP
10 AMP

2 WAY
RETRACTIVE
SWITCH MARKED
'PRESS' SP
10 AMP

2 WAY
CENTRE OFF
RETRACTIVE
SWITCH SP
10 AMP

Switch Modules 20 Amp

1 WAY SP
20 AMP

1 WAY PUSH TO
MAKE DP
20 AMP

1 WAY
RED ROCKER
PUSH TO MAKE DP
20 AMP



K4885BWHI	1	K4885PWHI	10	K4900WHI	10	K4891WHI	10	K4910WHI	10	K4910RED	10
K4885BBLK	1	K4885PBLK	1	K4900BLK	10	K4891BLK	10	K4910BLK	10	K4910REDB	1
						K4891GRA	10				

NOTE
Push switches are not designed for
fluorescent loads.
BS EN 60669-1:2018

NOTE
Push switches are not designed for
fluorescent loads.
BS EN 60669-1:2018

NOTE
Push switches are not designed for
fluorescent loads.
BS EN 60669-1:2018

These switches do NOT have
to be derated when used with
fluorescent or inductive loads.
BS EN 60669-1:2018

NOTE
Push switches are not designed for
fluorescent loads.
BS EN 60669-1:2018

NOTE
Push switches are not designed for
fluorescent loads.
BS EN 60669-1:2018

RED ROCKER
2 WAY AND
CENTRE OFF SP
20 AMP

INTERMEDIATE
20 AMP

INTERMEDIATE
RED ROCKER
20 AMP

1 WAY DP
20 AMP

1 WAY
NEON DP
20 AMP

1 WAY
WITH WINDOW DP
20 AMP



K4899RED	10	K4893WHI	10	K4893RED	10	K4896WHI	10	K4896NWHI	1	K4896WWHI	10
K4899REDB	1	K4893BLK	10	K4893REDB	10	K4896BLK	10	K4896NBLK	1	K4896WBLK	10
						K4896GRA	10	K4896NGRA	1		

These switches do NOT have
to be derated when used with
fluorescent or inductive loads.
BS EN 60669-1:2018

These switches do NOT have
to be derated when used with
fluorescent or inductive loads.
BS EN 60669-1:2018

These switches do NOT have
to be derated when used with
fluorescent or inductive loads.
BS EN 60669-1:2018

These switches do NOT have
to be derated when used with
fluorescent or inductive loads.
BS EN 60669-1:2018

These switches do NOT have
to be derated when used with
fluorescent or inductive loads.
BS EN 60669-1:2018

These switches do NOT have
to be derated when used with
fluorescent or inductive loads.
BS EN 60669-1:2018

B suffix on the list number denotes black inserts

Grid Plus

Switch Modules 20 Amp

1 WAY
RED ROCKER DP
20 AMP



Printed Modules with and without Neon

1 WAY
BOILER DP
20 AMP



1 WAY
BOILER
NEON DP
20 AMP



1 WAY
DISHWASHER DP
20 AMP



1 WAY
DISHWASHER
NEON DP
20 AMP



FINISHES										
WHITE	K4896RED	10	K4896BRWHI	1	K4896NBRWHI	1	K4896DWWHI	1	K4896NDWWHI	1
BLACK	K4896REDB	1	K4896BRBLK	1	K4896NBRBLK	1	K4896DWBLK	1	K4896NDWBLK	1

These switches do NOT have to be derated when used with fluorescent or inductive loads.
BS EN 60669-1:2018

BS EN 60669-1:2018

BS EN 60669-1:2018

BS EN 60669-1:2018

BS EN 60669-1:2018

Printed Modules with and without Neon

1 WAY
FRIDGE
NEON DP
20 AMP



1 WAY
FREEZER DP
20 AMP



1 WAY
FREEZER
NEON DP
20 AMP



1 WAY
FRIDGE
FREEZER DP
20 AMP



1 WAY
FRIDGE FREEZER
NEON DP
20 AMP



FINISHES										
WHITE	K4896NFGWHI	1	K4896FZWHI	1	K4896NFZWHI	1	K4896FFWHI	1	K4896NFFWHI	1
BLACK	K4896NFGBLK	1	K4896FZBLK	1	K4896NFZBLK	1	K4896FFBLK	1	K4896NFFBLK	1

BS EN 60669-1:2018

BS EN 60669-1:2018

BS EN 60669-1:2018

BS EN 60669-1:2018

BS EN 60669-1:2018

Grid Plus

1 WAY
COOKER HOOD DP
20 AMP

1 WAY
COOKER HOOD
NEON DP
20 AMP

1 WAY
FAN DP
20 AMP

1 WAY FAN
NEON DP
20 AMP

1 WAY
FRIDGE DP
20 AMP



K4896CHWHI 1

K4896NCHWHI 1

K4896FNWHI 1

K4896NFNWHI 1

K4896FGWHI 1

K4896CHBLK 1

K4896NCHBLK 1

K4896FNBLK 1

K4896NFNBLK 1

K4896FGBLK 1

BS EN 60669-1:2018

BS EN 60669-1:2018

BS EN 60669-1:2018

BS EN 60669-1:2018

BS EN 60669-1:2018

1 WAY
WASTE
DISPOSAL DP
20 AMP

1 WAY
WASTE DISPOSAL
NEON DP
20 AMP

1 WAY
WASHING
MACHINE DP
20 AMP

1 WAY
WASHING
MACHINE
NEON DP
20 AMP

1 WAY
TUMBLE
DRYER DP
20 AMP

1 WAY
TUMBLE DRYER
NEON DP
20 AMP



K4896WDWHI 1

K4896NWDWHI 1

K4896WMWHI 1

K4896NWMWHI 1

K4896TDWHI 1

K4896NTDWHI 1

K4896WDBLK 1

K4896NWDBLK 1

K4896WMBLK 1

K4896NWMBLK 1

K4896TDBLK 1

K4896NTDBLK 1

BS EN 60669-1:2018

BS EN 60669-1:2018

BS EN 60669-1:2018

BS EN 60669-1:2018





BS EN 60669-1:2018

BS EN 60669-1:2018

Grid Plus

Printed Modules with and without Neon

1 WAY WASHER DRYER DP 20 AMP	1 WAY WASHER DRYER NEON DP 20 AMP	1 WAY MICROWAVE DP 20 AMP	1 WAY MICROWAVE NEON DP 20 AMP	1 WAY HEATER DP 20 AMP
------------------------------------	--	---------------------------------	---	------------------------------

					
FINISHES					
WHITE	K4896WDRWHI 1	K4896NDRWHI 1	K4896MWWHI 1	K4896NMWWHI 1	K4896HRWHI 1
BLACK	K4896WDRBLK 1	K4896NDRBLK 1	K4896MWBLK 1	K4896NMWBLK 1	K4896HRBLK 1

BS EN 60669-1:2018

BS EN 60669-1:2018






BS EN 60669-1:2018

BS EN 60669-1:2018

BS EN 60669-1:2018

Printed Modules with and without Neon

1 WAY IMMERSION HEATER NEON DP 20 AMP	1 WAY PLINTH HEATER DP 20 AMP	1 WAY PLINTH HEATER NEON DP 20 AMP	1 WAY WORKTOP LIGHTING DP 20 AMP	1 WAY WORKTOP LIGHTING NEON DP 20 AMP
--	--	---	---	---

					
FINISHES					
WHITE	K4896NIHWHI 1	K4896PHWHI 1	K4896NPHWHI 1	K4896WLWHI 1	K4896NWLWHI 1
BLACK		K4896PHBLK 1		K4896WLBLK 1	K4896NWLBLK 1

BS EN 60669-1:2018

BS EN 60669-1:2018

BS EN 60669-1:2018

BS EN 60669-1:2018

BS EN 60669-1:2018

Grid Plus

1 WAY
HEATER
NEON DP
20 AMP



K4896NHRWHI 1

K4896NHRBLK 1

BS EN 60669-1:2018

1 WAY
OVEN DP
20 AMP



K4896OVWHI 1

K4896OVBLK 1

BS EN 60669-1:2018

1 WAY
OVEN NEON DP
20 AMP



K4896NOVWHI 1

K4896NOVBLK 1

BS EN 60669-1:2018

1 WAY
HOB DP
20 AMP



K4896HBWHI 1

K4896HBBLK 1

BS EN 60669-1:2018

1 WAY
HOB NEON DP
20 AMP



K4896NHBWHI 1

K4896NHBBLK 1

BS EN 60669-1:2018

1 WAY
IMMERSION
HEATER DP
20 AMP



K4896IHWHI 1

K4896IHBLK 1

BS EN 60669-1:2018

1 WAY
WINE COOLER DP
20 AMP



K4896WCWHI 1

K4896WCBLK 1

BS EN 60669-1:2018

1 WAY
WINE COOLER
NEON DP
20 AMP



K4896NWCWHI 1

K4896NWCBLK 1

BS EN 60669-1:2018

1 WAY
WARMING
DRAWER DP
20 AMP



K4896WDAWHI 1

K4896WDABLK 1

BS EN 60669-1:2018

1 WAY
WARMING
DRAWER NEON DP
20 AMP



K4896NDAWHI 1

K4896NDABLK 1

BS EN 60669-1:2018

1 WAY
COFFEE
MACHINE DP
20 AMP



K4896CMWHI 1

K4896CMBLK 1

BS EN 60669-1:2018

1 WAY
COFFEE MACHINE
NEON DP
20 AMP



K4896NCMWHI 1

K4896NCMBLK 1

BS EN 60669-1:2018

Grid Plus

Secret Key Switch Modules

INTERMEDIATE
SECRET KEY
SWITCH
20 AMP

2 WAY
SECRET KEY
SWITCH SP
20 AMP

2 WAY
SECRET KEY
SWITCH MARKED
'EMG LTG TEST' SP
20 AMP

1 WAY
SECRET KEY
SWITCH DP
20 AMP

EMERGENCY
LIGHTING DP
20 AMP



FINISHES

WHITE	K4894WHI 10	K4898WHI 10	K4898ELWHI 10	K4917WHI 10	K4917ELWHI 10
BLACK	K4894BLK 1	K4898BLK 1	K4898ELBLK 1	K4917BLK 1	

These switches do NOT have to be derated when used with fluorescent or inductive loads. BS EN 60669-1:2018 Key (3405ZIC) is supplied.

These switches do NOT have to be derated when used with fluorescent or inductive loads. BS EN 60669-1:2018 Key (3405ZIC) is supplied.

These switches do NOT have to be derated when used with fluorescent or inductive loads. BS EN 60669-1:2018 Key (3405ZIC) is supplied.

These switches do NOT have to be derated when used with fluorescent or inductive loads. BS EN 60669-1:2018 Key (3405ZIC) is supplied.

These switches do NOT have to be derated when used with fluorescent or inductive loads. BS EN 60669-1:2018 Key (3405ZIC) is supplied.

Indicator Unit Modules

21-36V
FILAMENT



Dimmer Switch Modules

TUNGSTEN FILAMENT AND LOW VOLTAGE LIGHTING

40W/VA-220W/
180VA MAX
230V A.C., 50HZ
1 MODULE

60W/VA-400W/
320VA MAX
230V A.C., 50HZ
2 MODULE

0-10V/1-10V
FLUORESCENT
CONTROLLER
1 MODULE

40-220W/180VA/
4-70W
LED INTELLIGENT
DIMMER
1 MODULE



FINISHES

WHITE	K4836GRN 10	K4501WHILV 1	K4500WHILV 1	K4499WHI 1	K4511WHILV 1
BLACK		K4501BLKLV 1	K4500BLKLV 1	K4499BLK 1	K4511BLKLV 1

BS 5733:2010

Will Operate On Both
A.C. And D.C

These dimmers employ the latest microcontroller based circuitry to provide electronic soft start and overload protection. Suitable for use with good quality electronic or wire wound transformers. Can also be used with good quality mains voltage halogen lamps incorporating GU10 bases. Please check with lamp manufacturer to determine suitability. K4501WHI/BLK Max. No. of low voltage T/F's - 3
K4500WHI/BLK Max. No. of low voltage T/F's - 5
Not suitable for fluorescent loads.

All dimmers have push on - push off, 2 way switches, integral with rotary control.

NOTE

Refer to technical section for derating. Conform to BS EN 60669-2-1 and BS EN 55015

MK Fluorescent Grid Dimmers are low voltage controllers for connection to 1-10V controllable ballasts.

K4511WHILV 1 Module 2 Way 40-220W/180VA/4-70W LED Intelligent Dimmer.

K4511BLKLV 1 Module 2 Way 40-220W/180VA/4-70W LED Intelligent Dimmer.

Grid Plus

2 WAY
SECRET KEY
SWITCH (BIASED
1 WAY) SP
20 AMP

Indicator Unit Modules

200-250V
NEON

200-250V
NEON

200-250V
FLUORESCENT

21-36V
FILAMENT

21-36V
FILAMENT



K4918WHI 10	K4889RED 10	K4889AMB 10	K4889GRN 10	K4836RED 10	K4836AMB 10
K4918BLK 10	K4889REDB 1				

These switches do NOT have to be derated when used with fluorescent or inductive loads. BS EN 60669-1:2018 Key (3405ZIC) is supplied.

BS 5733:2010

BS 5733:2010

BS 5733:2010

BS 5733:2010

BS 5733:2010

B suffix on the list number denotes black inserts

Will Operate On Both A.C. And D.C

Accessory Modules

SINGLE TV
CO-AXIAL
OUTLET
NON-ISOLATED

SINGLE TV
CO-AXIAL
OUTLET
ISOLATED

200-250V A.C.
BUZZER UNIT

21-36V A.C.
BUZZER UNIT

16A
CORD
OUTLET

13A
FUSE UNIT

13A
FUSE UNIT WITH
TAMPERPROOF
SCREW



K4520WHI 10	K4521WHI 10	K4000WHI 10	K4001WHI 10	K4886WHI 10	K4890WHI 10	K4890KOWHI 10
K4520BLK 10	K4521BLK 10			K4886BLK 10	K4890BLK 10	K4890KOBLK 10

For direct connection to TV or FM aerial co-axial download. NOT to be used in same enclosure as mains exceeding 50V. BS 3041:1977 IEC 169-2:1965 BS 5733:2010 where applicable.

For direct connection to TV or FM aerial co-axial download. NOT to be used in same enclosure as mains exceeding 50V. BS 3041:1977 IEC 169-2:1965 BS 5733:2010 where applicable.

SOUND OUTPUT LEVEL
Av 61 db @ 15 feet.
BS 5733:2010

SOUND OUTPUT LEVEL
Av 61 db @ 15 feet.
BS 5733:2010

Complete with 3 pairs of terminals. The supply terminals are suitable for up to 2 x 2.5mm² or 1 x 4mm² solid conductors. The load terminals are suitable for one 1.5mm² flexible cord. A cord grip is also fitted. BS 5733:2010

Fuse carrier comes with 13A cartridge fuse link to BS 1362. BS 5733:2010

Fuse carrier comes with 13A cartridge fuse link to BS 1362. BS 5733:2010 Key (3405ZIC) is supplied.

UK

The Arnold Centre, Paycocke Road, Basildon,
Essex, SS14 3EA, United Kingdom
Customer Service Tel +44 (0)1268 563404
Customer Service Fax +44 (0)1268 563405
E-mail mkorderenquiries@honeywell.com

Technical

Tech Helpline Tel +44 (0)1268 563720
Tech E-mail mk.technical@honeywell.com

Ireland

Sales Tel +353 1 429 6530
Sales Fax +353 1 429 6501
E-mail mkirelandorders@honeywell.com

www.mkelectric.co.uk

