


SIEMENS



LOW-VOLTAGE POWER DISTRIBUTION

ALPHA BSII 125 & 250A MCB Distribution Boards

[siemens.com](https://www.siemens.com)

Safe and Intelligent power distribution

ALPHA BSII. Totally Integrated Power Distribution.

Features

- Type tested & ASTA certified to BS EN 61439-3
- 10kA for 0.1 second short circuit rating
- Rated voltage 230/400V 50/60Hz
- Modular construction
- 1mm sheet steel enclosure painted in RAL 7035 light grey
- Degree of protection: IP3X
- Manufactured in the UK
- Full UK-based technical support available
- Utilises both 5SL MCB and 3VA MCCB technologies

**Please click the product
images to find out more**



**Sivacon S4
switchboard.
800A to 3200A.**



Sivacon S8
switchboard.
800A to 6300A.



ALPHA BSII
Distribution
Boards from
125A to 250A




ALPHA BSIII 160
Panel Boards
250A to 800A



Specification Highlights

125A



Universal accessory range for 5SY, 5SV and 5SL devices

Modular construction

1.0mm thick mild steel powder coated construction

Accommodates 1 module wide AFDDs (6kA) 125A Boards only

Slim, compact design with ample room for cable dressing

Fully type testing to IEC/BS EN 61439-3


Integral Type 2 surge protection kits

Integral & Add-on meter options. Standard or MID

Removable gland plates for top and bottom cable entry exit

Specification Highlights

250A



Suitable Applications

- Offices
- Tall Buildings
- Hotels
- Campuses
- Entertainment and Leisure
- Healthcare
- Mixed-use developments

Distribution Boards

125A



8GP1212-2DA54

125A MCB Distribution Boards

Description	H (mm)	W (mm)	D (mm)	List No
4 Way	490	430	155	8GP1204-2DA54
6 Way	570	430	155	8GP1206-2DA54
8 Way	650	430	155	8GP1208-2DA54
12 Way	815	430	155	8GP1212-2DA54
16 Way	895	430	155	8GP1216-2DA54
20 Way	1000	430	155	8GP1220-2DA54
24 Way	1140	430	155	8GP1224-2DA54

Features

- 125A rated for use with 5SL or 5SY MCB
- Type tested & ASTA certified to IEC 61439-3
- IP3X (door closed)
- 230/415V AC 50/60Hz
- Integral meter kit options available
- Integral surge kit options available
- 1mm steel enclosure finished in RAL 7035 light grey

* Go to the Industry Mall for the full 5SY MCB range



5TE1302-0DA

125A Incomer Options


Description	List No
125A 4P Switch Disconnecter **	5TE1402-0DA
125A 3P Switch Disconnecter	5TE1302-0DA
125A 2P Switch Disconnecter *	5TE1202-0DA
125A Direct Connection Kit	8GP1854-0DA10
125A 4P RCCB 30mA **	5SM3345-6
125A 4P RCCB 100mA **	5SM3445-6
125A 4P RCCB 300mA **	5SM3645-6

Features

- RCCB option is Type A residual earth leakage protection
- RCCB option is Instantaneous Trip
- Switch Disconnecter accepts up to 50mm²
- Direct Connection Kit accepts up to 50mm²
- RCCB accepts up to 50mm²

* Requires single pole connection kit: 8GP1853-0DA20

** Requires four pole connection kit: 8GP1886-0DA10



8GP1886-0DA10

125A Incomer Options – Connection Kits

Description	List No
TP&N --> SP&N kit	8GP1853-0DA20
TP&N --> 4P kit (For RCCB)	8GP1886-0DA10
Oversize Incoming Cable Kit – 120mm ²	8GP1856-0DA10

Distribution Boards

250A



8GP1212-4DA54

250A MCB Distribution Boards

Description	H (mm)	W (mm)	D (mm)	List No
4 Way	769	430	155	8GP1204-4DA54
6 Way	823	430	155	8GP1206-4DA54
8 Way	877	430	155	8GP1208-4DA54
12 Way	985	430	155	8GP1212-4DA54
16 Way	1093	430	155	8GP1216-4DA54
20 Way	1201	430	155	8GP1220-4DA54
24 Way	1309	430	155	8GP1224-4DA54

Features

- 250A rated for use with 5SL or 5SY MCB
- Type tested & ASTA certified to IEC 61439-3
- IP3X (door closed)
- 230/415V AC 50/60Hz
- Integral meter kit options available
- Integral surge kit options available
- 1mm steel enclosure finished in RAL 7035
- Compatible with 80A MCB



8GP1601-4DA50

250A Incomer Options

Description	List No
250A 3P Switch Disconnect	8GP1600-4DA40
250A 4P Switch Disconnect	8GP1600-4DA50
250A 3P MCCB	8GP1601-4DA40
250A 4P MCCB	8GP1601-4DA50
250A Direct Connection Kit	8GP1867-0DA10

Features

- MCCB complete with Box Terminals
- MCCB is 3VA – TM240 – ATAM
- MCCB is adjustable 70% to 100% of I_n for Thermal Overload
- MCCB is adjustable 5x to 10x I_n for Magnetic Short-Circuit
- MCCB accepts 6mm² to 120mm²*
- Switch Disconnect complete with Box Terminals
- Switch Disconnect accepts 6mm² to 120mm²*
- Direct Connection Kit accepts 6mm² to 120mm²

*Go to the Industry Mall for the full 3VA Terminal Accessory range



3VA9214-0JC22

250A Incomer Accessories

Box Terminals	Conductor Capacity	List No
3 single terminals	6 ... 120mm ²	3VA9253-0JA11
	50 ... 185mm ²	3VA9253-0JA12
4 single terminals	6... 120mm ²	3VA9254-0JA11
	50 ... 185mm ²	3VA9254-0JA12
Nut keeper kits	Max. Busbar Capacity	List No
3 single terminals	25 x 8mm	3VA9213-0QA00
4 single terminals	25 x 8mm	3VA9214-0QA00
Circular conductor terminals	Conductor Capacity	List No
3P – One conductors*	50 ... 240mm ²	3VA9213-0JC13
3P – Two conductors*	25 ... 150mm ²	3VA9213-0JC22
4P – One conductors*	50 ... 240mm ²	3VA9214-0JC13
4P – Two conductors*	25 ... 150mm ²	3VA9214-0JC22

*Supplied with extended terminal shroud

Distribution Board Add-on Enclosures 125A & 250A



8GP1995-ODA13

Description	H (mm)	W (mm)	D (mm)	List No
Cable Spreader Box	245	430	155	8GP1910-ODA10
Service Centre – 18 Modular Width	245	430	155	8GP1995-ODA13
Service Centre – 36 Modular Width	410	430	155	8GP1995-ODA14

Features

- Service Centre contains DIN rail mounting for modular devices



8GP1903-ODA10

Description	H (mm)	W (mm)	D (mm)	List No
1 Row x 18 Modular Width Extension Box	245	430	155	8GP1901-ODA10
2 Row x 18 Modular Width Extension Box	410	430	155	8GP1902-ODA10
3 Row x 18 Modular Width Extension Box	570	430	155	8GP1903-ODA10
4 Row x 18 Modular Width Extension Box	735	430	155	8GP1904-ODA10
5 Row x 18 Modular Width Extension Box	815	430	155	8GP1905-ODA10

Features

- Contains Earth & Neutral Terminal bars for termination of devices

Integral Surge Protection Kits

125A & 250A



8GP1904-0DA50

125 & 250A Integral Surge Protection Kits

Description


List No

125A Integral SPD kit with 10kA MCB	8GP1904-0DA50
125A Integral SPD kit with 15kA MCB	8GP1904-0DA51
250A Integral SPD kit with 10kA MCB	8GP1904-0DA52
250A Integral SPD kit with 15kA MCB	8GP1904-0DA53


Features

- Complete with mounting bracket, cable looms & protective MCB
- 5SD7 Type 2 Surge Arrestor
- Suitable for TNS earthing systems
- Remote signalling contact included
- Cannot be used in conjunction with integral meter kit. For use with add-on meter option only
- Cannot be installed within Lighting & Power Boards*

* Factory assembled options available for Lighting & Power boards complete with surge protection




125A SPD Kit, assembled in board



250A SPD Kit, assembled in board

Integral Meter Kits

125A & 250A



8GP1921-2DA80

125A & 250A Integral Meter Kits

Description	List No
125A Integral Meter Pack – Std	8GP1921-2DA80
125A Integral Meter Pack – MID	8GP1991-2DA80
250A Integral Meter Pack – Std	8GP1933-0DA11
250A Integral Meter Pack – MID	8GP1933-0DA13

Features

- Contains PAC1600 energy meter
- Includes all cable looms, mounting bracket, protective MCB & CTs
- Meter output in Pulsed Output & Modbus RTU
- Measured values include: kWh, kvarh, V, A, kW, kvar, PF, Hz.

Add-on Meter Kits

125A & 250A



8GP1990-4DA10

125A & 250A Add-on Meter Kits

Description	H (mm)	W (mm)	D (mm)	List No
125A Add-on Meter Pack – Std	245	430	155	8GP1990-2DA10
125A Add-on Meter Pack – MID	245	430	155	8GP1991-2DA10
250A Add-on Meter Pack – Std	245	430	155	8GP1990-4DA10
250A Add-on Meter Pack – MID	245	430	155	8GP1991-4DA10
250A Add-on Meter Pack 185mm ² – Std	245	430	155	8GP1933-0DA12
250A Add-on Meter Pack 185mm ² – MID	245	430	155	8GP1933-0DA14

Features

- Includes painted steel enclosure
- Contains PAC1600 energy meter
- Includes all cable looms, mounting bracket, protective MCB & CTs
- Meter output in Pulsed Output & Modbus RTU
- Measured values include: kWh, kvarh, V, A, kW, kvar, PF, Hz.

Horizontal Lighting & Power Add-on 125A & 250A



8GP1992-4DA10

125A & 250A Horizontal Lighting & Power Add-on

Description	H (mm)	W (mm)	D (mm)	List No
125A Twin Meter Horizontal L&P – Std	410	860	155	8GP1992-2DA10
125A Twin Meter Horizontal L&P – MID	410	860	155	8GP1993-2DA10
250A Twin Meter Horizontal L&P – Std	735	860	155	8GP1992-4DA10
250A Twin Meter Horizontal L&P – MID	735	860	155	8GP1993-4DA10

Features

- Includes painted steel enclosure
- Contains 2 x PAC1600 energy meter
- Pre-wired with all necessary cabling for out-of the box installation to DBs
- Dual power tail connections provided
- Meter output in Pulsed Output & Modbus RTU
- Measured values include: kWh, kvarh, V, A, kW, kvar, PF, Hz.

Vertical Lighting & Power Distribution Boards

125A – STD & MID

Standard Meter Option

Description	H (mm)	W (mm)	D (mm)	List No
Vertical Lighting & Power Board - 6 & 4way	1303	430	155	8GP1502-2DA44
Vertical Lighting & Power Board - 8 & 6way	1463	430	155	8GP1511-2DA44
Vertical Lighting & Power Board - 8 & 8way	1543	430	155	8GP1518-2DA44
Vertical Lighting & Power Board - 12 & 4way	1548	430	155	8GP1504-2DA44
Vertical Lighting & Power Board - 12 & 6way	1628	430	155	8GP1512-2DA44
Vertical Lighting & Power Board - 12 & 8way	1708	430	155	8GP1520-2DA44
Vertical Lighting & Power Board - 12 & 12way	1823	430	155	8GP1527-2DA44
Vertical Lighting & Power Board - 16 & 6way	1708	430	155	8GP1513-2DA44
Vertical Lighting & Power Board - 16 & 8way	1788	430	155	8GP1521-2DA44
Vertical Lighting & Power Board - 16 & 12way	1953	430	155	8GP1528-2DA44

Features


- Pre-assembled solution complete with 2 x STD Integral Meter kits
- Contains 2 x PAC1600 energy meter
- Isolation of individual sections or total board
- Fully rated 125A top Distribution Board
- Part L2 compliant
- Meter output in Pulsed Output & Modbus RTU
- Measured values include: kWh, kvarh, V, A, kW, kvar, PF, Hz
- Other configurations available upon request

MID Meter option

Description	H (mm)	W (mm)	D (mm)	List No
Vertical Lighting & Power Board - 8 & 6way	1463	430	155	8GP1611-2DA44
Vertical Lighting & Power Board - 12 & 8way	1708	430	155	8GP1620-2DA44
Vertical Lighting & Power Board - 16 & 12way	1953	430	155	8GP1628-2DA44

Features


- Pre-assembled solution complete with 2 x MID Integral Meter kits
- Contains 2 x PAC1600 energy meter
- Isolation of individual sections or total board
- Fully rated 125A top Distribution Board
- Part L2 compliant
- Meter output in Pulsed Output & Modbus RTU
- Measured values include: kWh, kvarh, V, A, kW, kvar, PF, Hz.



8GP1527-2DA44

MCB Pan Assemblies

250A



8GP1940-4DA44

250A Pan Assemblies

Description	H (mm)	W (mm)	D (mm)	List No
4 Way	154	224	133*	8GP1940-4DA41
8 Way	262	224	133*	8GP1940-4DA43
12 Way	370	224	133*	8GP1940-4DA44
16 Way	478	224	133*	8GP1940-4DA45
20 Way	586	224	133*	8GP1940-4DA46
24 Way	694	224	133*	8GP1940-4DA47

Features

- 250A rated for use with 5SL or 5SY** MCB
- 230/415V AC 50/60Hz

* Depth is indicative of pan assembly with MCB fitted to busbar.

** Go to the Industry Mall for the full 5SY MCB range



8GP1603-4DA40

250A Pan Assembly Incomer Options

Description	List No
250A 3P Switch Disconnecter	8GP1603-4DA40
250A 3P MCCB	8GP1604-4DA40
250A Direct Connection Kit	8GP1605-4DA40

Features

- MCCB complete with Box Terminals
- MCCB is 3VA – TM240 – ATAM
- MCCB is adjustable 70% to 100% of I_n for Thermal Overload
- MCCB is adjustable 5x to 10x I_n for Magnetic Short-Circuit
- MCCB accepts 6mm² to 120mm² *
- Switch Disconnecter complete with Box Terminals
- Switch Disconnecter accepts 6mm² to 120mm² *
- Direct Connection Kit accepts 6mm² to 120mm²

* Go to the Industry Mall for the full 3VA Terminal Accessory range

Distribution Board

Accessories 125A & 250A



8GP1960-0DA10



8GP1961-0DA10

Description

- Door Cylinder Lock & Key
- Pad-Lockable Door Cylinder with Padlock & Key

List No

- 8GP1960-0DA10
- 8GP1961-0DA10



8GP1971-1DA11

Description

- Blanking Strip (6 x 1 Mod)
- Blanking Strip (12 x 1 Mod)
- Blanking Strip (4 x 3 Mod)
- Blanking Strip (2 x 12 Mod)
- 1MW MCB Profile Blank

List No

- 8GP1970-0DA11
- 8GP1971-1DA11
- 8GP1972-0DA12
- 8GP1973-0DA15
- 8GP1974-0DA11



8GP1976-0DA17


Description

- Spare Fixings Kit*

List No

- 8GP1976-0DA17

*Contains all possible fixings supplied with 125 & 250A DBs. Does not include fixings for wall-mounting.




8GP1920-0DA44

Description

- Additional Earth Bar Kit (4 Way TPN)
- Additional Earth Bar Kit (6 Way TPN)
- Additional Earth Bar Kit (8 Way TPN)
- Additional Earth Bar Kit (12 Way TPN)
- Additional Earth Bar Kit (16 Way TPN)
- Additional Earth Bar Kit (20 Way TPN)
- Additional Earth Bar Kit (24 Way TPN)
- Cable Clamp Assembly (Converts 16mm² to 70mm²)

List No

- 8GP1920-0DA41
- 8GP1920-0DA42
- 8GP1920-0DA43
- 8GP1920-0DA44
- 8GP1920-0DA45
- 8GP1920-0DA46
- 8GP1920-0DA47
- 8GP1976-0DA16




8GP1976-0DA16

Description

- DIN Rail Mounted Neutral Bar – 7 x 10mm² Terminals
- DIN Rail Mounted Neutral Bar – 12 x 10mm² Terminals
- DIN Rail Mounted Neutral Bar – 15 x 10mm² Terminals
- DIN Rail Mounted Earth Bar – 7 x 10mm² Terminals
- DIN Rail Mounted Earth Bar – 12 x 10mm² Terminals
- DIN Rail Mounted Earth Bar – 15 x 10mm² Terminals

List No

- 8GP1933-0DA47
- 8GP1934-0DA47
- 8GP1935-0DA47
- 8GP1930-0DA47
- 8GP1931-0DA47
- 8GP1932-0DA47



8GP1931-0DA47

MCBs

1P



5SL4110-7

10kA Breaking Capacity @ 230/415V AC in accordance with BS EN 60898

Rated Current	Characteristic		
	B	C	D
6A	5SL4106-6MB	5SL4106-7MB	5SL4106-8MB
10A	5SL4110-6MB	5SL4110-7MB	5SL4110-8MB
16A	5SL4116-6MB	5SL4116-7MB	5SL4116-8MB
20A	5SL4120-6MB	5SL4120-7MB	5SL4120-8MB
25A	5SL4125-6MB	5SL4125-7MB	5SL4125-8MB
32A	5SL4132-6MB	5SL4132-7MB	5SL4132-8MB
40A	5SL4140-6MB	5SL4140-7MB	5SL4140-8MB
50A	5SL4150-6MB	5SL4150-7MB	5SL4150-8MB
63A	5SL4163-6MB	5SL4163-7MB	5SL4163-8MB
80A	-	5SY4180-7	-

80A MCBs - For use in 250A distribution boards and pan assemblies only

Go to the Industry Mall for the full MCB range

MCBs

3P



5SL4310-7

10kA Breaking Capacity @ 415V AC in accordance with BS EN 60898

Rated Current	Characteristic		
	B	C	D
6A	5SL4306-6MB	5SL4306-7MB	5SL4306-8MB
10A	5SL4310-6MB	5SL4310-7MB	5SL4310-8MB
16A	5SL4316-6MB	5SL4316-7MB	5SL4316-8MB
20A	5SL4320-6MB	5SL4320-7MB	5SL4320-8MB
25A	5SL4325-6MB	5SL4325-7MB	5SL4325-8MB
32A	5SL4332-6MB	5SL4332-7MB	5SL4332-8MB
40A	5SL4340-6MB	5SL4340-7MB	5SL4340-8MB
50A	5SL4350-6MB	5SL4350-7MB	5SL4350-8MB
63A	5SL4363-6MB	5SL4363-7MB	5SL4363-8MB
80A	-	5SY4380-7	-

80A MCBs - For use in 250A distribution boards and pan assemblies only

Go to the Industry Mall for the full MCB range

RCBOs

Standard Tails (600mm)



5SU9304-7KK32

10kA Breaking Capacity @ 230/240V AC in accordance with BS EN 61009
Type A
1P+N (1MW)

Rated Residual Current	Rated Current	Characteristic	
		B	C
30	6	5SU9304-6KK06	5SU9304-7KK06
	10	5SU9304-6KK10	5SU9304-7KK10
	16	5SU9304-6KK16	5SU9304-7KK16
	20	5SU9304-6KK20	5SU9304-7KK20
	25	-	5SU9304-7KK25
	32	5SU9304-6KK32	5SU9304-7KK32
	40	5SU9304-6KK40	5SU9304-7KK40
	50	5SU9304-6KK50	5SU9304-7KK50

RCBOs

Extended Tails (1200mm)



5SU9304-6PK16

10kA Breaking Capacity @ 230/240V AC in accordance with BS EN 61009
Type A
1P+N (1MW)

Rated Residual Current	Rated Current	Characteristic	
		B	C
30	6	5SU9304-6PK06	5SU9304-7PK06
	10	5SU9304-6PK10	5SU9304-7PK10
	16	5SU9304-6PK16	5SU9304-7PK16
	20	5SU9304-6PK20	5SU9304-7PK20
	32	5SU9304-6PK32	5SU9304-7PK32
	40	5SU9304-6PK40	5SU9304-7PK40
	50	5SU9304-6PK50	5SU9304-7PK50

Arc Fault Detection Devices - a step forward in circuit protection

The Siemens portfolio of protective devices has been proving itself in the field for many years. This range of fuses, miniature circuit breakers and residual current protective devices has now been expanded to include AFDDs (arc fault detection devices).



These AFDDs detect arcing faults caused by serial faults or loose contacts or as a result of insulation faults that enable contact between phase conductors or between phase and protective conductors. They therefore offer extremely effective protection against fires started by electrical faults.

Generally speaking, arcing faults in the circuit can result from damage to cables and other insulations and from contamination. Insulation faults result, for example, from vibrations, thermal expansion and contraction, mechanical loads and aging. A distinction is made between 3 types of arcing faults:

Serial arcing faults

These are caused by breaks in the conductor or when a loose contact is in the circuit in series with the load. As the current flow in such cases is always lower than the operational load current, miniature circuit breakers and residual current protective devices are unable to detect such faults and initiate tripping.

The AFDD is specially designed to detect the specific characteristics of these arcing faults, and it reliably disconnects the affected circuit as soon as the limit values are exceeded.


Parallel arcing faults between phase conductor/neutral conductor or phase conductor/phase conductor

These are caused by electric arcs resulting from damage to the insulation that permits contact between the two conductors. In this case, the level of current is determined by the impedances in the circuit. Depending on the rated current of the overcurrent protection device (for instance a miniature circuit breaker), this can be disconnected. However, if the impedance in the circuit is too high to reach the trip current of the overcurrent protection device, no tripping takes place. AFDDs disconnect the currents of arcing faults upwards of 2.5 A, thus providing reliable protection in the case of such faults.

Parallel arcing faults between phase conductor/protective conductor

Arcing faults against the protective conductor are reliably detected and shut down by residual current protective devices. Residual current protective devices with rated residual currents up to max. 300 mA have already been providing effective fire protection in such cases for many years. AFDDs also detect these arcing faults and provide adequate fire protection where no residual current protective device is implemented.

| AFDDs



5SV6316-7KP06

RCBO + AFDD Combination Devices (6kA)

6kA Breaking Capacity @ 230V AC in accordance with BS EN 60898/62606

Rated Residual Current	Rated Current	Tripping Characteristic	
		B	C
30	6	5SV6316-6KP06	5SV6316-7KP06
	10	5SV6316-6KP10	5SV6316-7KP10
	13	5SV6316-6KP13	5SV6316-7KP13
	16	5SV6316-6KP16	5SV6316-7KP16
	20	5SV6316-6KP20	5SV6316-7KP20
	25	5SV6316-6KP25	5SV6316-7KP25
	32	5SV6316-6KP32	5SV6316-7KP32
	40	5SV6316-6KP40	5SV6316-7KP40

Features

- Can be used with 5ST Accessory Range
- See following pages for compatible accessories
For use in 125A distribution boards only



5SV6016-6KP16

MCB + AFDD Combination Devices (6kA)

6kA Breaking Capacity @ 230V AC in accordance with BS EN 60898/62606

Rated Current	Tripping Characteristic	
	B	C
6	5SV6016-6KP06	5SV6016-7KP06
10	5SV6016-6KP10	5SV6016-7KP10
13	5SV6016-6KP13	5SV6016-7KP13
16	5SV6016-6KP16	5SV6016-7KP16
20	5SV6016-6KP20	5SV6016-7KP20
25	5SV6016-6KP25	5SV6016-7KP25
32	5SV6016-6KP32	5SV6016-7KP32
40	5SV6016-6KP40	5SV6016-7KP40

Features

- Can be used with 5ST Accessory Range
- See following pages for compatible accessories
For use in 125A distribution boards only

MCB & AFDD

Accessories



5ST3806

Description

MCB Handle Lock-off Device
Padlock for the above (Supplied with 2 keys)

List No


5ST3806
5ST3802



5ST3010

Auxiliary switches

		List No	5SL4	5SV6
1 NO + 1 NC	Standard	5ST3010	•	•
	For low power	5ST3013	•	•
2 NO	Standard	5ST3011	•	•
	For low power	5ST3014	•	•
2 NC	Standard	5ST3012	•	•
	For low power	5ST3015	•	•
1 CO	Standard	5ST3016	•	•



5ST3020

Fault signal contacts (FC)

	List No	5SL4	5SV6
1 NO + 1 NC	5ST3020	•	•
2 NO	5ST3021	•	•
2 NC	5ST3022	•	•

Go to the Industry Mall for the full MCB Accessory range



5ST3062

**Auxiliary switches and
fault signal contacts (AS+FC)**

		List No	5SL4	5SV6
1 CO (AS) + 1 CO (FC)	Standard	5ST3062	•	•

ALPHA BSII Distribution Boards

Technical Data

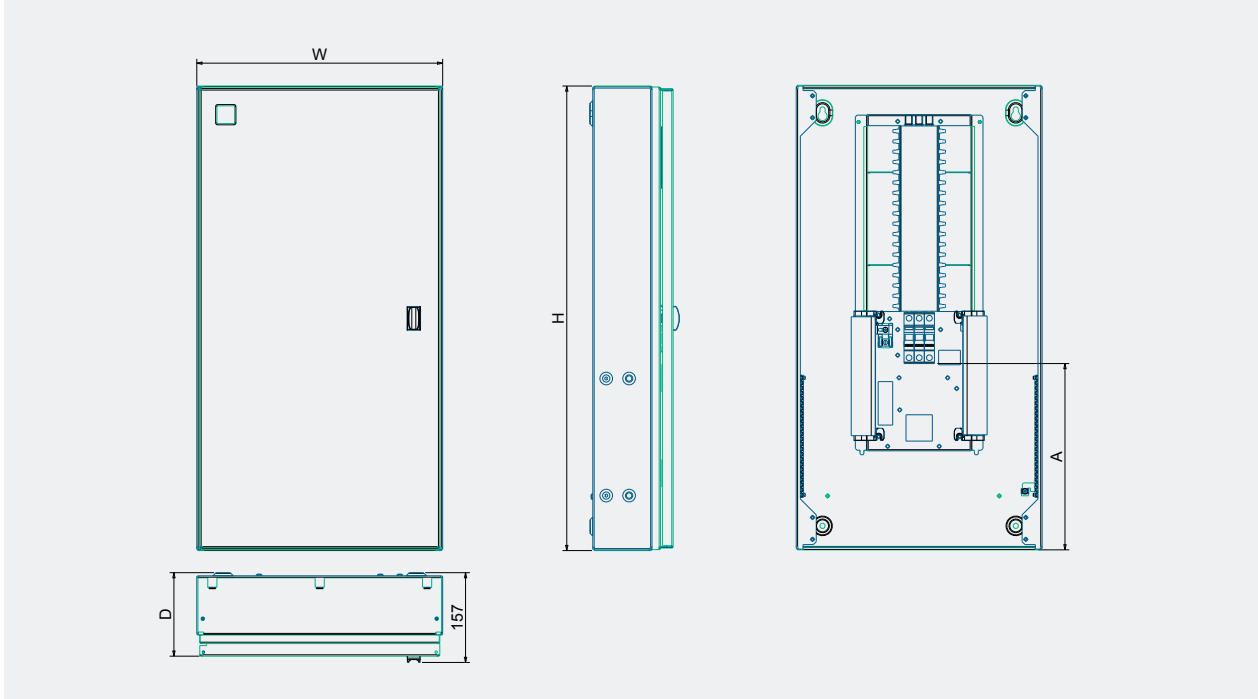
Distribution Boards

Description	Dimensions (mm)			Distance from Gland Plate to Incoming Terminals (mm)	
	(H)	(W)	(D)	A (Spreading Room)	
125A	4 Way	488	430	146	218
	6 Way	569	430	146	245
	8 Way	650	430	146	272
	12 Way	812	430	146	326
	16 Way	893	430	146	299
	20 Way	999	430	146	297
	24Way	1136	430	146	297
250A	4 Way	768	430	146	389
	6 Way	822	430	146	389
	8 Way	876	430	146	389
	12 Way	984	430	146	389
	16 Way	1092	430	146	389
	20 Way	1200	430	146	389
	24 Way	1308	430	146	389

	125A	250A
Compliance with:	IEC/BS EN 61439-3	
Short Circuit Withstand Rating:	10kA for 0.1s	
Rated Voltage:	230/415V AC, 3PH, 50Hz	
Mounting:	Wall	
Incoming Cable Entry:	Bottom	
Access Panels:	All Fascias	
Ingress Protection:	IP3X as Standard (Door Closed)	
Finish:	Powder Coated RA7035 Light Grey	

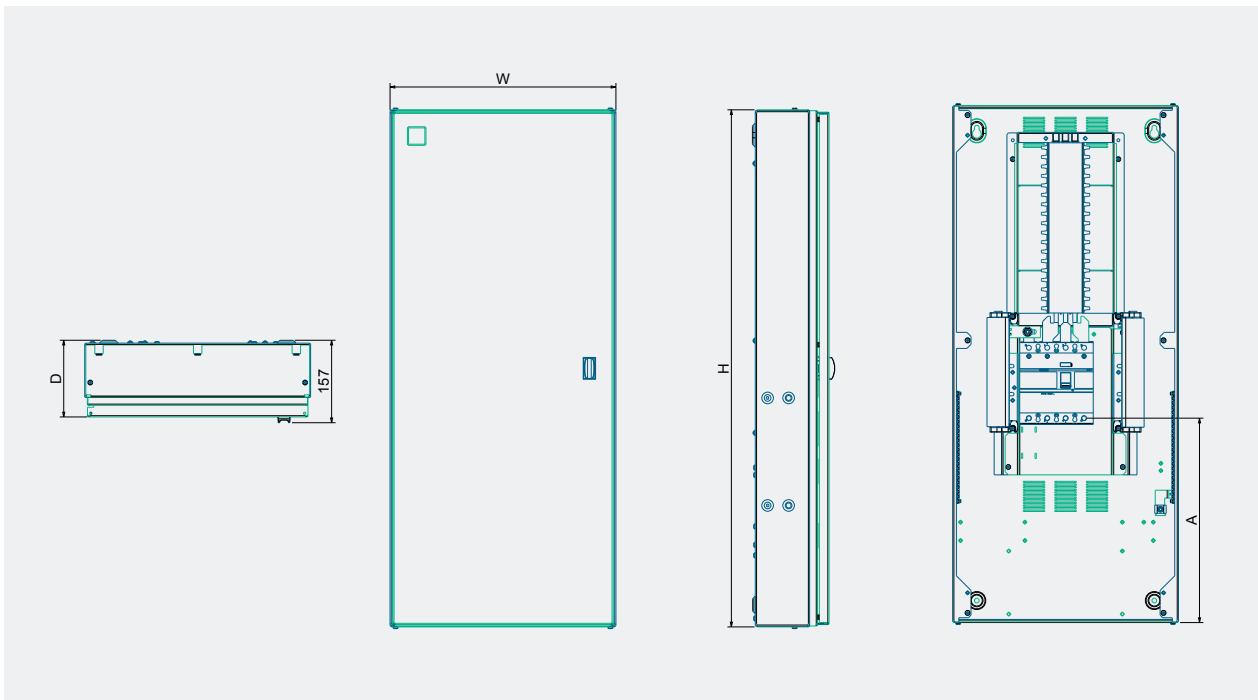
Distribution Boards

125A



Distribution Boards

250A



Add-on Units

Description	Dimensions (mm)		
	(H)	(W)	(D)
Cable Spreader Box	243	430	146
Service Centre – 18 Mod	243	430	146
Service Centre – 36 Mod	405	430	146
1x Rowboard	243	430	146
2x Rowboard	405	430	146
3x Rowboard	567	430	146
4x Rowboard	729	430	146
5x Rowboard	810	430	146
12 Way Add-on Board	675	430	146

Add-on Meter Packs


Description		Dimensions (mm)		
		(H)	(W)	(D)
125A	Single Meter - STD	243	430	146
	Single Meter - MID	243	430	146
	Dual Meter - STD	413	860	146
	Dual Meter - MID	413	860	146
250A	Single Meter - STD	243	430	146
	Single Meter - MID	243	430	146
	Single Meter - STD (185mm ²)	243	430	146
	Single Meter - MID (185mm ²)	243	430	146
	Dual Meter - STD	738	860	139
	Dual Meter - MID	738	860	139

Cable Capacity & terminal Connections – Maximum Stranded Copper Cable

	Incoming Options				Outgoing Options		
	Switch Disconnecter	MCCB	RCCB	Neutral	Earth	Neutral	Earth
125A	50mm ²	-	35mm ²	70mm ²	70mm ²	25mm ²	25mm ²
250A	25 x 8mm Max. (Cable Lug)	25 x 8mm Max. (Cable Lug)	-	120mm ²	120mm ²	25mm ²	25mm ²

Distribution Board

Mounting Dimensions



Additional information can be found in our online services

All the important things at a glance – Information to get you started

For information about miniature circuit breakers, please visit our website

[siemens.com/mcb](https://www.siemens.com/mcb)

[siemens.com/protection-concept](https://www.siemens.com/protection-concept)

[siemens.com/uk/en/products/energy/low-voltage](https://www.siemens.com/uk/en/products/energy/low-voltage)

Your product in detail

The Siemens Industry Online Support portal provides comprehensive information

[siemens.com/lowvoltage/product-support](https://www.siemens.com/lowvoltage/product-support)

- [Technical basic information – SENTRON protection concept \(109767456\)](#)
- [Technology primer – Miniature circuit breakers \(109482304\)](#)

The relevant tender specifications can be found at

[siemens.com/lowvoltage/tenderspecifications](https://www.siemens.com/lowvoltage/tenderspecifications)

Use our conversion tool for quick and easy conversion to Siemens products

[siemens.com/conversion-tool](https://www.siemens.com/conversion-tool)

Siemens YouTube channel – Our video range

Miniature circuit breakers (general)

bit.ly/2kJP2Dq

Commissioning and Operation

Your product in detail

The Siemens Industry Online Support portal provides detailed technical information

[siemens.com/lowvoltage/product-support](https://www.siemens.com/lowvoltage/product-support)

- Operating instructions
- Characteristic curves
- Certificates

Engineering data for CAD or CAE systems are available in the CAx Download Manager at [siemens.com/lowvoltage/cax](https://www.siemens.com/lowvoltage/cax)

Manuals

Manuals are available for downloading in Siemens Industry Online Support at [siemens.com/lowvoltage/manuals](https://www.siemens.com/lowvoltage/manuals)

[Configuration manual – Miniature circuit breakers \(45302792\)](#)

The fast track to the experts

Competent expert advice on technical questions with a wide range of demand-optimized services for all our products and systems.

Assistance with technical queries is provided at [siemens.com/lowvoltage/support-request](https://www.siemens.com/lowvoltage/support-request)

We offer a comprehensive portfolio of services. You can find your local contacts at [siemens.com/lowvoltage/contact](https://www.siemens.com/lowvoltage/contact)

You can find further information on services at [siemens.com/service-catalog](https://www.siemens.com/service-catalog)

Training and tutorials

Our training courses can be found at [siemens.com/sitrain-lowvoltage](https://www.siemens.com/sitrain-lowvoltage)

- Protection concept (WT-LVBPC)

Technical overview – miniature circuit breakers

The fast way to get you to our online services

This page provides you with comprehensive information and links on miniature circuit breakers [siemens.com/lowvoltage/product-support \(109769082\)](https://www.siemens.com/lowvoltage/product-support(109769082))

ALPHA BSII is manufactured in the UK

Siemens Electrical Products (EP)

Sharston Road
Wythenshawe
Manchester
M22 4RA

UK Sales:

eMail: sales.gbi.industry@siemens.com
estimating.uk@siemens.com

Tel: 08458 507600

Although every effort has been made to ensure accuracy in the compilation of this publication, specifications and performance data are constantly changing. Latest details can be obtained by contacting us.

© Siemens plc 2023