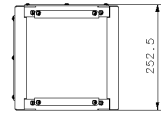
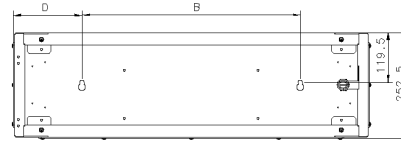
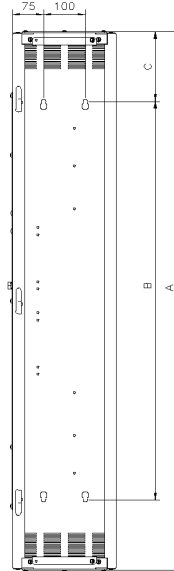
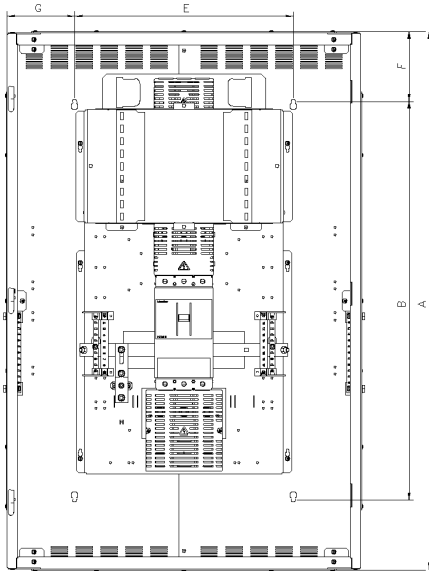
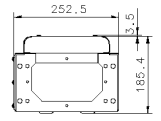
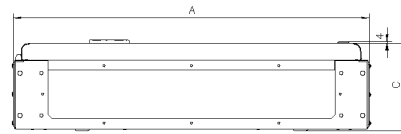
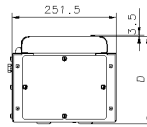
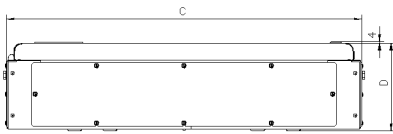
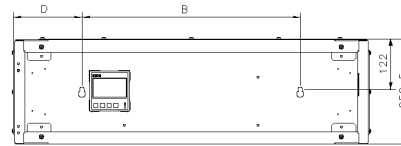
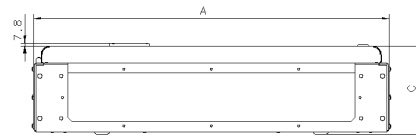


Panelboard dimensional drawings



Filler boxes



Panelboards

Side extension boxes

Extension boxes

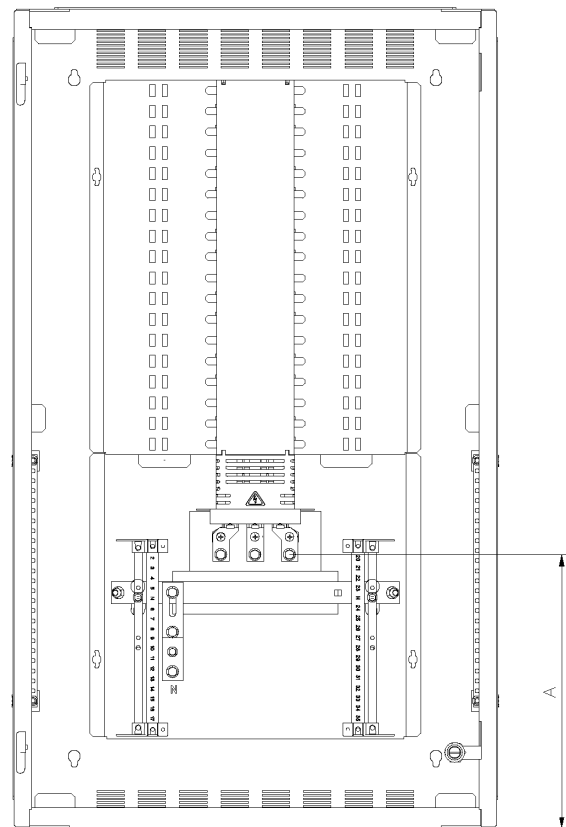
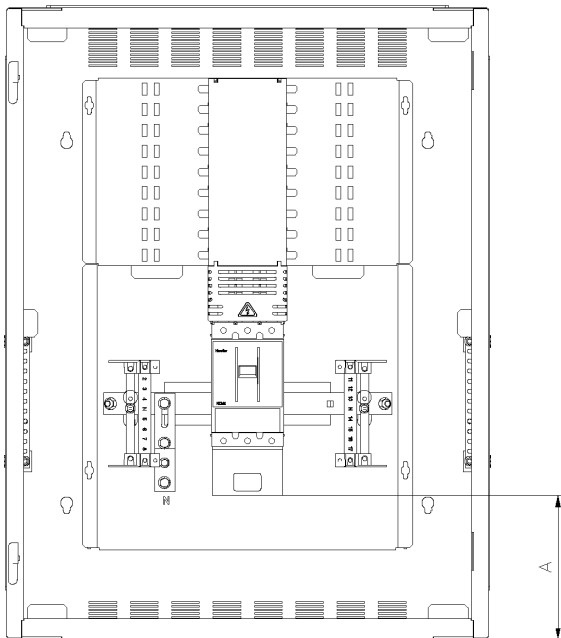
# 10.2

## Technical data

Panelboard dimensional drawings

### Panelboard dimensions

Description	Eaton list number	Dimensions (mm)						
		A	B	C	D	E	F	G
Extension boxes	<b>EPBN1EX250</b>	705	525	185.5	90	–	–	–
	<b>EPBN2EX250</b>	855	525	210.5	165	–	–	–
	<b>EPBN3EX250</b>	980	625	210.5	177.5	–	–	–
Filler boxes	<b>EPBN1CX250</b>	185.5	–	–	–	–	–	–
	<b>EPBN2CX250</b>	210.5	–	–	–	–	–	–
Panelboards	<b>EPBN1425</b>	830	544	703	185.5	525	143	89
	<b>EPBN1625</b>	920	544	703	185.5	525	188	89
	<b>EPBN1825</b>	1010.5	837.5	703	185.5	525	86.5	89
	<b>EPBN11225</b>	1191.5	1002	703	185.5	525	94.75	89
	<b>EPBN1640</b>	1291.5	956.5	853	210.5	525	167.5	164
	<b>EPBN11240</b>	1563	1228	853	210.5	525	167.5	164
	<b>EPBN2640</b>	1291.5	956.5	853	210.5	525	167.5	164
	<b>EPBN21240</b>	1563	1228	853	210.5	525	167.5	164
	<b>EPBN21840</b>	1834.5	1499.5	853	210.5	525	167.5	164
	<b>EPBN2863</b>	1650	1315	978	210.5	625	167.5	176.5
	<b>EPBN21263</b>	1650	1315	978	210.5	625	167.5	176.5
	<b>EPBN21863</b>	1915.5	1580.5	978	210.5	625	167.5	176.5
	<b>EPBN3880</b>	1650	1315	978	210.5	625	167.5	176.5
	<b>EPBN31280</b>	1915.5	1580.5	978	210.5	625	167.5	176.5
Side cable box	<b>EPBN1425SXB</b>	830	544	143	185.5	–	–	–
	<b>EPBN1525SXB</b>	920	544	188	185.5	–	–	–
	<b>EPBN1825SXB</b>	1010.5	837.5	86.5	185.5	–	–	–
	<b>EPBN11225SXB</b>	1191.5	1002	94.75	185.5	–	–	–
	<b>EPBN2640SXB</b>	1291.5	856.5	167.5	210.5	–	–	–
	<b>EPBN21240SXB</b>	1563	1228	167.5	210.5	–	–	–
	<b>EPBN21840SXB</b>	1834.5	1499.5	167.5	210.5	–	–	–
	<b>EPBN21263SXB</b>	1650	1315	167.5	210.5	–	–	–
Meter packs	<b>EPBN1EX250M</b>	705	525	185.5	90	–	–	–
	<b>EPBN2EX250M</b>	855	525	210.5	165	–	–	–
	<b>EPBN3EX250M</b>	980	625	210.5	177.5	–	–	–
	<b>EPBN1425SXM</b>	830	544	143	185.5	–	–	–
Side meter box	<b>EPBN1525SXM</b>	920	544	188	185.5	–	–	–
	<b>EPBN1825SXM</b>	1010.5	837.5	86.5	185.5	–	–	–
	<b>EPBN11225SXM</b>	1191.5	1002	94.75	185.5	–	–	–
	<b>EPBN2640SXM</b>	1291.5	856.5	167.5	210.5	–	–	–
	<b>EPBN21240SXM</b>	1563	1228	167.5	210.5	–	–	–
	<b>EPBN21840SXM</b>	1834.5	1499.5	167.5	210.5	–	–	–
	<b>EPBN21263SXM</b>	1650	1315	167.5	210.5	–	–	–
	<b>EPBN21863SXM</b>	1915.5	1580.5	167.5	210.5	–	–	–
Din enclosures	<b>EPBN1EXDIN</b>	705	525	185.5	90	–	–	–
	<b>EPBN2EXDIN</b>	855	525	210.5	165	–	–	–
	<b>EPBN3EXDIN</b>	980	625	210.5	177.5	–	–	–
Surge suppression box	<b>EPBN1SPD123</b>	185.5	–	–	–	–	–	–
	<b>EPBN1SPD1234</b>	210.5	–	–	–	–	–	–



Rating (A)	Panelboard/incomer connection kit combination		Dimensions A (mm)
250	EPBN1425	EPBKN1253	210
	EPBN1625	EPBKN1253M	
	EPBN1825	EPBKN1254	
	EPBN11225	EPBKN1254M	
	398	EPBN1425	
		EPBN1625	EPBKN125L
		EPBN1825	EPBKN125LM
		EPBN11225	
400	EPBN1640	EPBKN2403	380
	EPBN11240	EPBKN2403M	
	EPBN2640	EPBKN2404	
	EPBN21240	EPBKN2404M	
	EPBN21840		
	731	EPBN1640	
		EPBN11240	EPBKN240L
		EPBN2640	EPBKN240LM
		EPBN21240	
		EPBN21840	
630	EPBN2863	EPBKN2633	705
	EPBN21263	EPBKN2633M	
	EPBN21863	EPBKN2634	
	775		EPBKN2634M
		EPBN2863	EPBKN263L
		EPBN21263	EPBKN263LM
800	EPBN21863		
	EPBN3880	EPBKN3803	454
	EPBN31280	EPBKN3803M	
		EPBKN3804	
	EPBKN3804M		