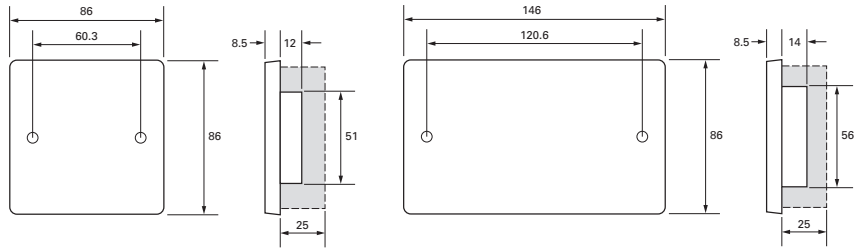


DECORATIVE 13A SOCKET OUTLET

DIMENSIONS (mm)

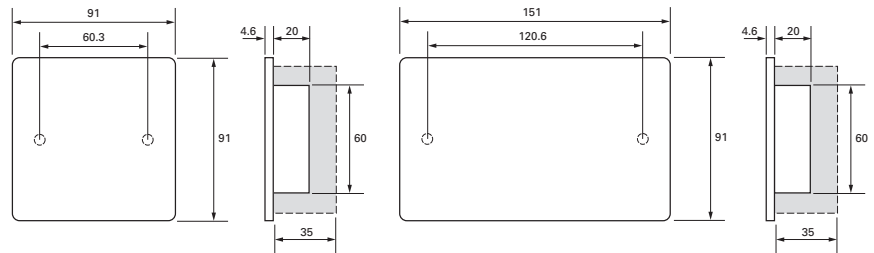
METAL PLATE

Back Box Size: 25mm (Recommended)
 Back Box Ref: 1 gang SB655, 2 gang SB676 (Flush Metal Box 25mm)
 Back Box Ref: 1 gang SB619, 2 gang SB629 (Dry Lining Box 35mm)
 Plate Material: mild steel, 8.5mm depth
 Rocker Material: Cast Zinc with appropriate metal finish / Polycarbonate
 Interior Material: Polycarbonate
 Processes: Polished / brushed plate, Electrophoresis, Stoved



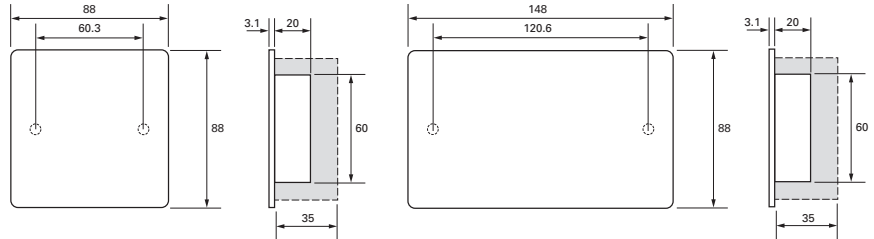
PLATINUM LOW PROFILE WHITE MOULDED PLATE

Back Box Size: 35mm (Recommended)
 Back Box Ref: 1 gang SB615, 2 gang SB625 or SB636 (Flush Metal Box 35mm)
 Back Box Ref: 1 gang SB619, 2 gang SB629 or SB637 (Dry Lining Box 35mm)
 Plate Material: Polycarbonate, 4.6mm depth
 Rocker Material: Polycarbonate
 Interior Material: Polycarbonate
 Processes: Moulded



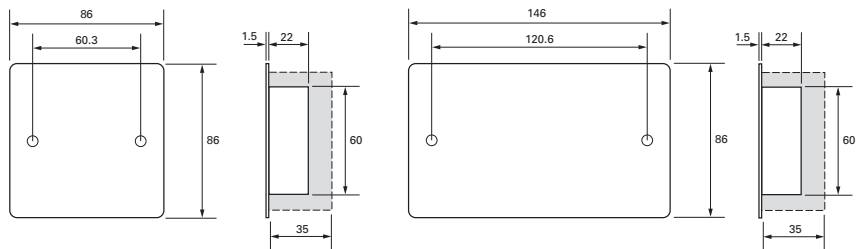
PLATINUM LOW PROFILE METAL PLATE

Back Box Size: 35mm (Recommended)
 Back Box Ref: 1 gang SB615, 2 gang SB625 or SB636 (Flush Metal Box 35mm)
 Back Box Ref: 1 gang SB619, 2 gang SB629 or SB637 (Dry Lining Box 35mm)
 Plate Material: Mild Steel, 3.1mm depth
 Rocker Material: Cast Zinc with appropriate metal finish
 Interior Material: Polycarbonate
 Processes: Polished / brushed plate, Paint or Electrophoretically Laquered, Stoved



PLATINUM FLAT METAL PLATE

Back Box Size: 35mm (Recommended)
 Back Box Ref: 1 gang SB615, 2 gang SB625 or SB636 (Flush Metal Box 35mm)
 Back Box Ref: 1 gang SB619, 2 gang SB629 or SB637 (Dry Lining Box 35mm)
 Plate Material: Mild Steel, 1.5mm depth
 Rocker Material: Cast Zinc with appropriate metal finish
 Interior Material: Polycarbonate
 Processes: Polished / brushed plate, Electrophoretically Laquered, Stoved



A POINT OF TESTING

When installations incorporating electronic devices of the semi conductor type are being tested, care must always be taken to ensure that they are not subjected to the output voltage of the insulation tester. However, dimmer switches complying with BS 5518 will not be damaged by the application of a normal 500V insulation resistance test. In all other cases where electronic items are fitted, they should be disconnected whilst the insulation of the installation is being tested. A notice, drawing to the attention to the fact that electronic devices are incorporated in the installation, should always be affixed at the intake position. This also applies to any neon indicators fitted.