




# Loadlimiter 63

MCB Distribution Boards





# Dorman Smith Switchgear Limited

With over 130 years of experience in switchgear design and production Dorman Smith Switchgear Limited continues to provide high quality equipment for low-voltage electrical distribution and circuit protection.

Our product range begins with single-pole and neutral distribution board systems and continues up to custom designed, factory built low-voltage electrical switchboards for a broad range of commercial, industrial and retrofit applications.

We continue to build on our extensive technical knowledge and awareness of customer and market demands, operating conditions and current regulations.

This breadth of experience supports the development and manufacturing techniques of our electrical products to exceed the industry standards.



## Index

Content	Page No
Introduction to Dorman Smith Switchgear Limited	1
Loadlimiter 63 SP&N Key Features	2-3
A-Type Boards, Service Centres & TVSS	4
A-Type Incoming Devices & Accessories	5
A-Type Outgoing Devices	6
A-Type Metering & Current Transformers	7
Loadlimiter 63 TP&N Key Features	8-9
B-Type Boards & Add on Enclosures	10
B-Type Incoming Devices & TVSS	11-12
B-Type Outgoing Devices	13-14
B-Type Modular Devices & Board Accessories	15-16

# Loadlimiter 63

## SP&N Distribution Boards

### Key Features

The Dorman Smith Loadlimiter 63 single pole & neutral distribution board system includes a versatile range of MCB boards and components for constructing comprehensive circuit management solutions.

The busbars are rated at 125A and the distribution board is available in 6, 9, 12, 15, 18 and 22 single pole outgoing ways. The boards also feature a neutral and earth terminal for each single-pole outgoing way.

The system is designed for applications demanding up to 125A incoming supply and up to 63A outgoing capacity and the distribution board meets the requirements of EN 61439-3.

The system is designed for incomers as either a switch disconnecter up to 125A or double-pole RCCB up to 100A and for outgoing devices of single pole MCB and RCBOs up to a maximum of 63A. Modular devices such as surge protection and metering can be housed in a matching service centre mounted underneath the distribution board.

#### Busbar

The busbar system is rated at 125A.

PAGE 4

#### Compliance

Distribution Board	EN 61439-3
MCB	EN 60898
Contactors	EN 61095
RCBO	EN 61009
RCCB	EN 61008

#### Outgoing Devices

Options for this range are as below:

- Single Pole MCBs up to 63A
- Type AC Single Pole RCBOs up to 45A 30mA / 100mA
- Type A Single Pole RCBOs up to 32A 30mA
- SP&SwN RCBOs up to 40A 30mA/100mA

PAGE 6

#### Add-on Enclosures

A matching service centre is available for this range allowing easy installation of modular devices such as surge suppression, contactors and metering.

PAGE 4





### Metering

Both MID Approved direct connect and Multi-function CT connection meters available. Meters, CTs and fuses can be easily mounted in matching service centres above or below the distribution board.

PAGE 7

### Modular Options

All of the distribution boards have a matching service centre available in order to build a specific modular system to meet your requirements. There is a standard height and depth to maintain system continuity.

PAGE 4

### Surge Protection

Type 2 Class 2 surge protection is available in a two module wide DIN-rail mountable device. This is easily mounted in a matching service centre with line protection from a 63A C-type MCB.


PAGE 4

### Modular Devices

There is a range of modular devices available for use with the Loadlimiter 63 SP&N system including; metering, contactors, surge protection and timers.

PAGE 15

## Loadlimiter 63



## A-Type Distribution Boards Boards and Service Centres

### Distribution Boards

- Meets the requirements of EN 61439-3
- Busbars are 125A rated
- Neutral and earth terminal for each single-pole way
- Available in 6 to 22 single-pole outgoing ways
- IP4X Ingress Protection
- Height is 250mm and depth is 116mm. Width as per table below.

Outgoing Single Pole Ways	Width (mm)	Weight (kg)	Product Code
6	270	3.8	DA06X
9	323	4.3	DA09X
12	377	4.8	DA12X
15	430	5.3	DA15X
18	484	6	DA18X
22	555	7	DA22X

### Service Centres

- Accepts all DIN-rail mounted devices
- Available in 8 to 24 modular ways
- IP4X Ingress Protection
- No earth or neutral bar provided
- Height is 250mm and depth is 116mm. Width as per table below.

Modular Single Pole Ways	Width (mm)	Weight (kg)	Product Code
8	270	3.8	DAS08X
11	323	4.3	DAS11X
14	377	4.8	DAS14X
17	430	5.3	DAS17X
20	484	6	DAS20X
24	555	7	DAS24X

## Surge Protection

### Type 1 Class 1

- Tested to withstand 10/350mS waveforms
- Maximum cable termination capacity is 35mm<sup>2</sup>

Device Type	Product Code
1 phase & neutral, 12.5kA L-N, 25kA surge arrester	DSPT1PN

### Type 2 Class 2

- Type 2 Plug-in surge protection modules
- Tested to withstand 8/20mS waveforms
- Integral protection status indicator
- Operating range 200-300V rms maximum
- Plug-in replaceable modules
- Maximum cable termination capacity is 35mm<sup>2</sup>

Device Type	Product Code
Single Pole and Neutral/Earth protection	DSPM1PN
MOV replacement plug-in module	DSPML
MOV neutral/earth replacement plug-in module	DSPMNE

**NOTE:** It is recommended that surge protection devices are fed by a 63A Type C MCB, 63A MCCB or 63A fused disconnector to provide isolation and protection.

## A-Type Distribution Boards Incoming Devices

### Loadlimiter 63

#### Switch Disconnecter

- Meets the requirements of EN 60947-3
- Maximum cable termination capacity is 50mm<sup>2</sup>
- Utilization category of AC22
- Maximum terminal torque is 2.5Nm

Current Rating (A)	Poles	Product Code
100	2	AV2100
125	2	AV2125


#### Double Pole RCCB

- Meets the requirements of EN 61008
- Equipped with transient suppression filter
- Voltage 230/400V and 50/60Hz
- Double module: Type AC
- Maximum cable termination capacity is 25mm<sup>2</sup> for ratings up to 63A and 35mm<sup>2</sup> for 80A/100A ratings
- Maximum terminal torque is 2Nm

Current Rating (A)	Sensitivity (mA)	Poles	Product Code
63	30	2	EE63/30/2
63	100	2	EE63/100/2
80	30	2	EE80/30/2
100	30	2	EE100/30/2
100	100	2	EE100/100/2
100 time delay	100	2	EES100/100/2

#### A-Type Distribution Boards Accessories

Description	Product Code
<b>Vertical Stacking Kits</b>	
Stacking kit for 270mm width	DAXSK08
Stacking Kit for 323mm width	DAXSK11
Stacking Kit for 377mm width	DAXSK14
Stacking Kit for 430mm width	DAXSK17
Stacking Kit for 484mm width	DAXSK20
Stacking Kit for 555mm width	DAXSK24
<b>Earth Bar Kits</b>	
Earth Bar (12 x useable single pole ways)	DAXEB
Earth Bar isolation kit	DBXL
<b>Door Lock Kits</b>	
Cylinder door lock	DBXCL
Padlock bracket kit	DBXPL
<b>Busbar Terminal Blanks</b>	
Pack of 10 x busbar terminal blanks	DAXTP
<b>MCB Blanks</b>	
4 x Triple Pole MCB blanks and 12 x busbar terminal blanks	DBXBP
5 x Single Pole MCB blanks and 5 x busbar terminal blanks	DBXBM
5 x Half Pole MCB blanks	DBXBH
<b>Direct Connection Kit</b>	
35mm Cable Termination	DBXD0
<b>Spare Busbar Shroud</b>	
6 Way	BS5100/45
9 Way	BS5100/46
12 Way	BS5100/47
15 Way	BS5100/48
18 Way	BS5210/5
22 Way	BS5210/6
<b>Fixing Kit</b>	
For Loadlimiter 63 SP&N Boards	T07223



# Loadlimiter 63



## A-Type Distribution Boards Outgoing Devices

### Single Pole MCB

- Meets the requirements of EN 60898
- 10kA Rated breaking capacity to EN 60898
- 15kA Rated breaking capacity to EN 60947-2
- Contact position indicator
- Maximum cable termination capacity is 35mm<sup>2</sup>
- Maximum terminal torque is 2Nm

Current Rating (A)	B Type Product Code	C Type Product Code	D Type Product Code
6	K1PB06	K1PC06	K1PD06
10	K1PB10	K1PC10	K1PD10
16	K1PB16	K1PC16	K1PD16
20	K1PB20	K1PC20	K1PD20
25	K1PB25	K1PC25	K1PD25
32	K1PB32	K1PC32	K1PD32
40	K1PB40	K1PC40	T1PD40 *
50	K1PB50	K1PC50	T1PD50 *
63	K1PB63	K1PC63	T1PD63 *

\*6kA rated breaking capacity to EN 60898 and 10kA rated breaking capacity to EN 60947-2. Looks physically different to K series MCBs.

### Single Module RCBO

- Meets the requirements of EN 61009
- Single module: Type A and Type AC available
- 10kA Rated breaking capacity
- Maximum cable termination capacity is 10mm<sup>2</sup> for outgoing terminals and 35mm<sup>2</sup> for incoming terminals
- Maximum terminal torque 2.5Nm (LINE) and 1.2Nm (LOAD)

Current Rating (A)	Sensitivity (mA)	Type A RCBO		Type AC RCBO	
		B Type Product Code	C Type Product Code	B Type Product Code	C Type Product Code
6	30	KR1PB0630A	KR1PC0630A	KR1PB0630	KR1PC0630
10	30	KR1PB1030A	KR1PC1030A	KR1PB1030	KR1PC1030
16	30	KR1PB1630A	KR1PC1630A	KR1PB1630	KR1PC1630
20	30	KR1PB2030A	KR1PC2030A	KR1PB2030	KR1PC2030
32	30	KR1PB3230A	KR1PC3230A	KR1PB3230	KR1PC3230
40	30	-	-	KR1PB4030	KR1PC4030
45	30	-	-	KR1PB4530	KR1PC4530
6	100	-	-	-	KR1PC06100
10	100	-	-	-	KR1PC10100
16	100	-	-	-	KR1PC16100
20	100	-	-	-	KR1PC20100
32	100	-	-	-	KR1PC32100
40	100	-	-	-	KR1PC40100

### Double Module RCBO

- Meets the requirements of EN 61009
- Single Pole and Switch Neutral configuration
- Double module: Type AC
- 10kA Rated breaking capacity
- Rated voltage 230V and rated frequency 50Hz
- Maximum cable termination capacity is 35mm<sup>2</sup> for incoming and outgoing terminals
- Maximum terminal torque is 3Nm

Current Rating (A)	Sensitivity (mA)	B Type Product Code	C Type Product Code
6	30	KR2PB0630	KR2PC0630
10	30	KR2PB1030	KR2PC1030
16	30	KR2PB1630	KR2PC1630
20	30	KR2PB2030	KR2PC2030
32	30	KR2PB3230	KR2PC3230
40	30	KR2PB4030	KR2PC4030

NOTE: Please be advised that some varieties of double module RCBOs have a minimum order quantity. Please contact Customer Services to confirm before ordering.



## A-Type Distribution Boards Meters and Current Transformers

### Loadlimiter 63

#### MID Approved Meter

- 100A Direct connection DIN-rail mounted meter
- MID B & D Certified
- DIN-rail mounted in Service Centres
- Built in Pulsed and RS485 Modbus Outputs

Input Current Rating (A)	Width (mm)	Product Code
100	36	AP25-1DO



#### Multi-function Meter

- DIN-rail mounted in Service Centres
- Backlit LCD screen
- Programmable CT ratio
- True rms measurement
- User programmable system configuration
- Pulsed output and Modbus as standard

Device Type	Width (mm)	Product Code
1 Phase or 3 Phase digital multi-function meter	71	Ri3-01



#### Miniature Split Core Current Transformers

- System voltage up to 720V
- Secondary output of 5A
- Multiple fixing options provided as standard
- Safety plug in shorting link supplied
- Operating temperature range of  $-20^{\circ}\text{C}$  to  $+70^{\circ}\text{C}$

Primary / Secondary Current Rating (A)	Cable Aperture (mm)	Height (mm)	Width (mm)	Product Code
100A / 5A	18	73	45	MSC2-100/5
125A / 5A	18	73	45	MSC2-125/5



## MCB and RCBO Accessories

Description	Product Code
<b>Accessories</b>	
240V AC Shunt Trip for MCB	KST240
Auxiliary/Alarm contact for MCB	KAUX1
<b>Locking Devices</b>	
Dolly locking device for MCB	KDL
Padlock for dolly locking device	XPL

# Loadlimiter 63

## TP&N Distribution Boards

### Key Features

The Dorman Smith Loadlimiter 63 TP&N distribution board system excels in providing flexible and cost effective final circuit management solutions for commercial and industrial applications.

The range features a comprehensive variety of TP&N distribution boards rated at 250A and a wide array of circuit protection devices which ensures a simple configuration as well as quick assembly for new and retrofit applications.

To suit the current industry regulation requirements the range has been extended to offer a collection of metering options including factory assembled metered power and lighting distribution boards.

The standard finish is epoxy powder coating in light grey RAL 7035.

#### Busbar

The busbar system for these boards is ASTA certified at 10kA for 250mS and rated at 250A.

#### Compliance

Distribution Board	EN 61439-3
MCB	EN 60898
Contactors	EN 61095
RCBO	EN 61009
RCCB	EN 61008

#### Outgoing Triple Pole Ways

The Loadlimiter 63 TP&N distribution boards are available with either 4, 6, 8, 12, 16, 20 or 24 outgoing triple-pole ways.

#### Ingress

##### Protection

Our Loadlimiter 63 TP&N distribution boards have an ingress protection rating of IP4X.

#### Incoming Devices

There are multiple options for incoming devices for this range. You can install a 3-pole or 4-pole switch disconnector in ratings of 100A or 125A integral to the board. A 4-pole RCCB which is available in 40A, 63A or 100A with sensitivity ratings of 30mA, 100mA or 300mA can also be installed integral to the board. Using the DBXYA3 add-on enclosure you can also have a YB3 frame MCCB up to 250A or 250A YB3 frame switch disconnector.

PAGES 11-12





### Outgoing Devices

Options for this range are as below:

- Single Pole and Triple Pole MCBs up to 63A
- Type AC Single Pole RCBOs up to 45A 30mA / 100mA
- Type A Single Pole RCBOs up to 32A 30mA
- SP&SwN RCBOs up to 40A 30mA / 100mA

PAGES 13-14

### Add-on Enclosures

Matching service centres are available for this range in 18 or 36 modular ways allowing easy installation of modular DIN-rail devices. There is also a matching general purpose enclosure which allows for additional cable spreading room whilst also being able to house up to two panel mounted 96 DIN meters.

PAGE 10

### Modular Devices

There is a range of modular devices available for use with the Loadlimiter 63 TP&N system including; metering, contactors, surge protection and timers.

PAGE 15

### Surge Protection

Type 2 Class 2 surge protection is available in a four module wide DIN-rail mountable device. This is easily mounted in a matching service centre or integral to the board depending on the required application. A Type 1 Class 1 surge protection device is also available for DIN-rail mounting in a matching service centre.

PAGE 12

### Metering

We offer a variety of Factory Built Assemblies to customer specification for panel mount, DIN-rail mount Multi-function and MID meters. Please see our Metering Catalogue or contact your local Key Account Manager for more information.

PAGES 17-22

## Loadlimiter 63



## B-Type TP&N Distribution boards Boards and Service Centres

### Distribution Boards

- Meets the requirements of EN 61439-3
- ASTA Certified Busbars are rated at 10kA for 250ms
- Neutral and earth terminal at 25mm<sup>2</sup> for each single-pole way
- Integral clean earth facility
- Available in 4 to 24 Triple Pole outgoing ways
- IP4X Ingress Protection
- Width is 484mm and depth is 159mm. Height as per table below.
- Switch disconnecter up to 125A can be mounted integral to the board. Please see below for add on enclosure to house up to 250A MCCB as an incoming device.
- Horizontal fixing centres are 398.0 mm

Outgoing Triple Pole Ways	Overall Height (mm)	Vertical Fixing Centres (mm)	Weight (kg)	Product Code
4	544	320.4	10	DBX04R
6	598	373.8	11	DBX06R
8	651	427.2	12	DBX08R
12	758	534.0	15	DBX12R
16	865	640.8	18	DBX16R
20	1025	801.0	22	DBX20R
24	1132	907.8	27	DBX24R

### Incoming Enclosure for 250A MCCB - Product Code: DBXYA3

- Add on enclosure to house any 3 Pole or 4 Pole YB3 Frame MCCB up to 250A
- Enclosure has the facility to mount two panel mounted meters using available knockouts
- Dimensions: Width 484 x Height 321 x Depth 159 mm
- Incoming device to be ordered separately
- Neutral Link available if required for use with 3 pole MCCB - Product Code: YB3NL
- Vertical fixing centres are 106.8 mm

### Service Centres

- Accepts all DIN-rail mounted devices
- Available in 18 or 36 modular ways
- IP4X Ingress Protection
- Neutral and Earth bars fitted as standard
- Width is 484mm and depth is 159mm. Height as per table below.
- Supplied without end plates as designed to work with end plate of distribution board.
- End plates available as an optional extra when using Service Centre as stand-alone enclosure  
Product Code: DBXEP

No. of Modular Ways	Height (mm)	Weight (kg)	Product Code
18	213	5	DBS18X
36	427	8	DBS36X

### Meter Enclosure (or Cable Spreader Box)

- IP4X Ingress Protection
- Width is 484mm and depth is 159mm. Height as per table below.
- Facility to mount two panel mounted meters using available knockouts
- Supplied without end plates as designed to work with the end plate of distribution board.
- End plates available as an optional extra when using Meter Enclosure as standalone enclosure  
Product Code: DBXEP

Height (mm)	Weight (kg)	Product Code
213	3	DBMSB

## B-Type TP&N Distribution boards Incoming Devices

### Loadlimiter 63

#### Switch Disconnecter - Maximum 125A

- Meets the requirements of EN 60947-3
- Maximum cable termination is 50mm<sup>2</sup>. Can accept incoming cables up to 70mm<sup>2</sup> by using Product Code: DBXD1 Direct Connection Kit
- Maximum terminal torque is 2.5Nm

Current Rating (A)	No. of Poles	Product Code	Connection Kit
100	3	AV3100	N/A
100	4	AV4100	DBXCKR
125	3	AV3125	N/A
125	4	AV4125	DBXCKR

#### RCCB

- Meets the requirements of EN 61008
- Maximum cable termination for 40A to 63A is 25mm<sup>2</sup> and 100A is 35mm<sup>2</sup>
- Type AC
- Requires Product Code: DBXCKR Connection Kit for mounting and connection to the busbar
- Width: 70mm
- Maximum terminal torque is 2Nm

Current Rating (A)	Sensitivity (mA)	No. of Poles	Product Code	Connection Kit
40	30	4	EE40/30/4	DBXCKR
40	100	4	EE40/100/4	DBXCKR
63	30	4	EE63/30/4	DBXCKR
63	100	4	EE63/100/4	DBXCKR
100	30	4	EE100/30/4	DBXCKR
100	100	4	EE100/100/4	DBXCKR
100	300	4	EE100/300/4	DBXCKR
100 Time delay	100	4	EES100/100/4	DBXCKR

#### Contactors

- Meets the requirements of EN 61095
- Requires Product code: DBXCKR Connection Kit for mounting and connection to the busbar
- May require de-rating when used with inductive loads - please see Contactor de-rating table in the Technical Data catalogue for further information
- Width 54mm

Current Rating (A)	Contacts	No. of Poles	Product Code	Connection Kit
40	Normally Open	4	EE4P40CO	DBXCKR
63	Normally Open	4	EE4P63CO	DBXCKR



## Loadlimiter 63



## B-Type TP&N Distribution boards Incoming Devices

### YB3 Frame MCCB - Maximum 250A

- Exceeds the requirements of EN 60947-2
- Standard cable termination is 95mm<sup>2</sup>
- Maximum cable termination is 150mm<sup>2</sup> using reduced palm width M8 cable lugs
- Maximum cable termination with cable clamps is 120mm<sup>2</sup> (available as optional accessories)
- 3-pole and 4-pole MCCBs have adjustable overload and instantaneous trips except Switch Disconnectors
- Thermal overload adjusts to 1 x I<sub>n</sub>, 0.8 x I<sub>n</sub> and 0.63 x I<sub>n</sub>
- Device needs to be mounted in incoming housing - Product Code: DBXYA3

Current Rating (A)	No. of Poles	I <sub>cu</sub>	Product Code
50	3	25kA	YB3N3P50T
50	4	25kA	YB3N4P50T
63	3	25kA	YB3N3P63T
63	4	25kA	YB3N4P63T
100	3	25kA	YB3N3P100T
100	4	25kA	YB3N4P100T
125	3	25kA	YB3N3P125T
125	4	25kA	YB3N4P125T
160	3	25kA	YB3N3P160T
160	4	25kA	YB3N4P160T
200	3	25kA	YB3N3P200T
200	4	25kA	YB3N4P200T
250	3	25kA	YB3N3P250T
250	4	25kA	YB3N4P250T
250 Switch Disconnector	3	N/A	YB3B3P250D
250 Switch Disconnector	4	N/A	YB3B4P250D



## B-Type TP&N Distribution boards Surge Protection

### Type I/II Surge Protection

- Class 1, 10/350μs waveforms, I<sub>imp</sub> 25kA L-N
- Class 2, 8/20μs waveforms, I<sub>max</sub> 120kA L-N
- Maximum let through voltage U<sub>p</sub> <1.3kV
- 3 Phase and Neutral
- Width 145mm
- DIN rail mounting

Device Type	Mounting	Product Code
Type 1 & 2, 3 Phase & Neutral	To be mounted in a service centre DBS18X or DBS36X	DSPT3PN



### Type II Surge Protection

- Class 2, 8/20μs waveforms, I<sub>max</sub> 40kA L-N
- Maximum let through voltage U<sub>p</sub> <1.6kV
- Plug-in replaceable protection modules
- Integral protection status indicator
- 3 phase operational range 380-515 V rms maximum
- DIN rail mounting

Device Type	Mounting	Product Code
3 Pole and Neutral/Earth protection	DBXCKR mounting kit required for 125A distribution boards. Service centre required for 250A distribution boards.	DSPM3PN
Live phase replacement plug-in module	N/A	DSPML
Neutral/earth replacement plug-in module	N/A	DSPMNE

**NOTE:** It is recommended that Surge Protection devices are fed by a 63A Type C MCB, 63A MCCB or 63A fused disconnector to provide isolation and protection.

## B-Type TP&N Distribution boards Outgoing Devices

### Loadlimiter 63

#### MCB

- Meets the requirements of EN 60898
- 10kA rated breaking capacity to EN 60898
- 15kA rated breaking capacity to EN 60947-2
- Contact position indicator
- Maximum cable termination is 35mm<sup>2</sup>
- Width: Single Pole = 17.5mm, Double Pole = 35mm and Triple Pole = 54mm
- Maximum terminal torque is 2Nm

Current Rating (A)	B Type Product Code	C Type Product Code	D Type Product Code
<b>Single Pole MCBs</b>			
6	K1PB06	K1PC06	K1PD06
10	K1PB10	K1PC10	K1PD10
16	K1PB16	K1PC16	K1PD16
20	K1PB20	K1PC20	K1PD20
25	K1PB25	K1PC25	K1PD25
32	K1PB32	K1PC32	K1PD32
40	K1PB40	K1PC40	T1PD40 *
50	K1PB50	K1PC50	T1PD50 *
63	K1PB63	K1PC63	T1PD63 *
<b>Double Pole MCBs</b>			
6	K2PB06	K2PC06	K2PD06
10	K2PB10	K2PC10	K2PD10
16	K2PB16	K2PC16	K2PD16
20	K2PB20	K2PC20	K2PD20
25	K2PB25	K2PC25	K2PD25
32	K2PB32	K2PC32	K2PD32
40	K2PB40	K2PC40	T2PD40 *
50	K2PB50	K2PC50	T2PD50 *
63	K2PB63	K2PC63	T2PD63 *
<b>Triple Pole MCBs</b>			
1	-	K3PC01	-
6	K3PB06	K3PC06	K3PD06
10	K3PB10	K3PC10	K3PD10
16	K3PB16	K3PC16	K3PD16
20	K3PB20	K3PC20	K3PD20
25	K3PB25	K3PC25	K3PD25
32	K3PB32	K3PC32	K3PD32
40	K3PB40	K3PC40	T3PD40 *
50	K3PB50	K3PC50	T3PD50 *
63	K3PB63	K3PC63	T3PD63 *
<b>High Current Triple Pole MCB</b>			
125	-	K3PC125 **	-

\* 6kA rated breaking capacity to EN 60898 and 10kA rated breaking capacity to EN 60947-2.

NOTE: These are "T" series MCBs look physically different to the K series.

\*\* 125A K3PC125 breaker cannot be mounted integral to the board. A matching service centre is required for the installation of this product.



## Loadlimiter 63



## B-Type TP&N Distribution boards Outgoing Devices

### Single Module RCBO

- Meets the requirements of EN 61009
- Single module: Type A and Type AC available
- 10kA rated breaking capacity
- Maximum cable termination capacity is 10mm<sup>2</sup> for outgoing terminals and 35mm<sup>2</sup> for incoming terminals
- Maximum terminal torque is 2.5Nm (LINE) and 1.2Nm (LOAD)

Current Rating (A)	Sensitivity (mA)	Type A RCBO		Type AC RCBO	
		B Type Product Code	C Type Product Code	B Type Product Code	C Type Product Code
6	30	KRIPB0630A	KRIPC0630A	KRIPB0630	KRIPC0630
10	30	KRIPB1030A	KRIPC1030A	KRIPB1030	KRIPC1030
16	30	KRIPB1630A	KRIPC1630A	KRIPB1630	KRIPC1630
20	30	KRIPB2030A	KRIPC2030A	KRIPB2030	KRIPC2030
32	30	KRIPB3230A	KRIPC3230A	KRIPB3230	KRIPC3230
40	30	-	-	KRIPB4030	KRIPC4030
45	30	-	-	KRIPB4530	KRIPC4530
6	100	-	-	-	KRIPC06100
10	100	-	-	-	KRIPC10100
16	100	-	-	-	KRIPC16100
20	100	-	-	-	KRIPC20100
32	100	-	-	-	KRIPC32100
40	100	-	-	-	KRIPC40100

### Double Module RCBO

- Meets the requirements of EN 61009
- Single Pole and Switch Neutral configuration
- Single module: Type AC
- 10kA Rated breaking capacity
- Rated voltage 230V and rated frequency 50Hz
- Maximum cable termination capacity is 35mm<sup>2</sup> for outgoing terminals and incoming terminals
- Maximum terminal torque is 3Nm

Current Rating (A)	Sensitivity (mA)	B Type Product Code	C Type Product Code
6	30	KR2PB0630	KR2PC0630
10	30	KR2PB1030	KR2PC1030
16	30	KR2PB1630	KR2PC1630
20	30	KR2PB2030	KR2PC2030
32	30	KR2PB3230	KR2PC3230
40	30	KR2PB4030	KR2PC4030

NOTE: Please be advised that some varieties of double module RCBOs have a minimum order quantity. Please contact Customer Services to confirm availability before ordering.

## B-Type Distribution Boards MCB and RCBO Accessories

Description	Product Code
<b>Accessories</b>	
240V AC Shunt Trip for MCB	KST240
Auxiliary/Alarm contact for MCB	KAUX1
<b>Locking Devices</b>	
Dolly locking device for MCB	KDL
Padlock for dolly locking device	XPL



## B-Type TP&N Distribution boards Modular Devices

### RCCB

- Meets the requirements of EN 61008
- Voltage of 230/400V and frequency of 50/60Hz
- Type AC
- Maximum cable termination for 40A-63A is 25mm<sup>2</sup> and 100A is 35mm<sup>2</sup>
- Width: 35mm (2 pole) and 70mm (4 pole)
- Maximum terminal torque is 2Nm

Current Rating (A)	Sensitivity (mA)	2 Pole Product Code	4 Pole Product Code
40	30	EE40/30/2	EE40/30/4
40	100	EE40/100/2	EE40/100/4
40	300	-	EE40/300/4
63	30	EE63/30/2	EE63/30/4
63	100	EE63/100/2	EE63/100/4
100	30	EE100/30/2	EE100/30/4
100	100	EE100/100/2	EE100/100/4
100	300	-	EE100/300/4
100 Time delay	100	EES100/100/2	EES100/100/4



### Contactors

- Meets the requirements of EN 61095
- DIN-rail mountable
- May require de-rating when used with inductive loads - please see Contactor de-rating table in Technical catalogue for further information

Current Rating (A)	Contacts	No. of Poles	Width (mm)	Product Code
20	Normally Open	2	17.5	EE2P20CO
20	Normally Closed	2	17.5	EE2P20CC
25	Normally Open	4	35	EE4P25CO
25	Normally Closed	4	35	EE4P25CC
40	Normally Open	4	54	EE4P40CO
63	Normally Open	4	54	EE4P63CO
Venting Kit *	-	-	9	LLMV

\* Ventilation module must be fitted between alternate pairs of contactors to prevent overheating



### Programmable Timer


- DIN-rail mountable
- 250V AC and 50/60Hz
- Running reserve of 3 years
- Switching capacity of 150mA

Current Rating (A)	Function	Width (mm)	Product Code
16A (AC7A)	1 or 2 Channel	35	DRT-DW2

When controlling highly inductive loads, a suitably rated contactor should be employed with timers, programmers and relays.



## Loadlimiter 63



## B-Type TP&N Distribution boards Accessories

Description	Product Code
<b>Conversion Kit</b>	
TP&N to SP&N Conversion Kit	DBXTS
<b>Spares</b>	
End Plate	DBXEP
Fixing Kit up to 24 ways (includes grey door catch, cable clamps, way labels and ON/OFF label)	DBX24FK
24 Way Label	DBX24WL
24 Way Neutral Shroud	BS5432/24
<b>Joining Kits</b>	
DA18X to B Type Board Stacking Kit	DBXSKA
Vertical Stacking Kit	DBXJK
<b>Terminal Bars</b>	
6 x useable single pole ways	DBXT06
12 x useable single pole ways	DBXT12
18 x useable single pole ways	DBXT18
24 x useable single pole ways	DBXT24
<b>Earth Bar Kits</b>	
Earth Bar (12 x useable single pole ways)	DAXEB
Earth Bar isolation kit	DBXL
<b>Double Earth Bar</b>	
Earth bar kit with a terminal for each outgoing way where ** = 04, 06, 08, 12, 16, 20 or 24 depending on distribution board)	DBXTE**X
<b>Door Lock Kits</b>	
Cylinder door lock with keys	DBXCL
Padlock bracket kit	DBXPL
<b>Busbar Terminal Blanks</b>	
Pack of 10 x busbar terminal blanks	DAXTP
<b>MCB Blanks</b>	
4 x Triple Pole blanks and 12 x busbar terminal blanks	DBXBP
5 x Single Pole blanks and 5 x busbar terminal blanks	DBXBM
5 x Half Pole blanks	DBXBH

## B-Type Distribution Boards Direct Connection Kits

Cable termination (mm <sup>2</sup> )	Product Code
35	DBXD0
70	DBXD1

## B-Type TP&N Distribution boards Power & Lighting Factory Built Assemblies

### Loadlimiter 63

**Dorman Smith are pleased to announce the launch of our new service for Factory Built Assemblies for our Loadlimiter 63 Distribution Board product range. All boards are made to measure, factory assembled, tested and are ready for installation.**

- ✓ UK Building Regulation Part L2 Compliant.
- ✓ **Bespoke Design** – Variety of build options to meet your requirements. Single-metered and split-metered options with surge suppression available.
- ✓ **Save Time** – Have us build for you!
- ✓ **Easier Installation** – All boards are tested and ready for installation.
- ✓ **Meters** – Pre-programmed Multi-function, Dual Load and MID Metering options available with pulse and Modbus communications.
- ✓ **Outgoing devices** as loosegear or pre-installed.
- ✓ **CAD Drawings and Technical assistance** available for pre-build approval.
- ✓ **Direct Delivery to site** can be arranged.

#### Compliance

Meters	EN61010-1
Distribution Boards	EN61439-3
MCBs	EN60898
Contactors	EN61095
RCBOs	EN61009
RCCBs	EN61008

**Please contact your local Key Account Manager for more information and quotation.**



## Quick2Fit Metering Kits

### Incoming Metering Kits

- For use with Loadlimiter 63 TP&N distribution boards and 100A or 125A 3-pole Switch Disconnectors
- Metering kits contain: Meter(s), Current Transformer(s), fuse holder and fuses, all necessary wiring looms, joining kit for vertical split board and installation instructions
- Single metered distribution board and Power & Lighting Dual Channel vertical split distribution board versions available.
- Distribution board(s), switch disconnectors and outgoing devices to be purchased separately.
- Please see our Metering Selection Charts for more information

Description	Product Code
125A Metering Kit for Loadlimiter 63 TP&N - Single Metered Board with single channel DIN-rail MF meter c/w Pulse & Modbus	DBXMK-MD1
125A Metering Kit for Loadlimiter 63 TP&N - Vertical Split Board with dual channel DIN-rail MF meter c/w Pulse & Modbus	DBXMK-MD2

## Quick2Fit Metering Selection Chart Single Metered Board with integral single channel meter

**Step 1:** Select Distribution Board

**Step 2:** Select Incoming Device

**Step 3:** Metering Loom Kit

**Step 4:** Select outgoing devices

### Distribution Board x 1

DBX04R  
DBX06R  
DBX08R  
DBX12R  
DBX16R  
DBX20R  
DBX24R

100A SWD = AV3100 x 1  
**Or**  
125A SWD = AV3125 x 1

DBXMK-MD1

K Series MCBs and KR Series  
RCBOs as per Loadlimiter 63  
Catalogue

# Quick2Fit Metering Selection Chart

## Vertical Split board with dual channel meter

Loadlimiter 63  
TP&N

**Step 1:** Select Distribution Board No. 1

**Distribution Board x 1**

DBX04R	DBX16R
DBX06R	DBX20R
DBX08R	DBX24R
DBX12R	

**Step 2:** Select Distribution Board No. 2

**Distribution Board x 1**

DBX04R	DBX16R
DBX06R	DBX20R
DBX08R	DBX24R
DBX12R	

**Step 3:** Select Incoming Device for  
Distribution Board No. 1 and No. 2

100A SWD = AV3100 x 2  
**Or**  
125A SWD = AV3125 x 2

**Step 4:** Metering Loom Kit

DBXMK-MD2

**Step 5:** Select outgoing devices

K Series MCBs and KR Series  
RCBOs as per Loadlimiter 63  
Catalogue

## Contact Us

### BRAINTREE

Departments: Customer Service, Logistics, Quality, Finance and HR

Dorman Smith Switchgear Limited    Tel: +44 (0) 844 225 1063  
8 Swinbourne Drive    Fax: +44 (0) 844 225 1064  
Springwood Industrial Estate    Email: [sales@dormansmith.co.uk](mailto:sales@dormansmith.co.uk)  
Braintree, Essex    [www.dormansmithswitchgear.com](http://www.dormansmithswitchgear.com)  
CM7 2YG

### PRESTON

Departments: Modis Estimation, Design / Product Management and Technical

Dorman Smith Switchgear Limited    Tel: +44 (0) 1772 325380  
1 Nile Close    Fax: +44 (0) 1772 325385  
Nelson Court Business Centre    Email: [sales@dormansmith.co.uk](mailto:sales@dormansmith.co.uk)  
Ashton on Ribble    [www.dormansmithswitchgear.com](http://www.dormansmithswitchgear.com)  
Preston, Lancashire  
PR2 2XU

### DUBAI

Dorman Smith Switchgear LLC    Tel: 00971 4 3470226  
P.O. Box 12872    Fax: 00971 4 3470002  
Dubai    Email: [dsdubai@dormansmith.co.uk](mailto:dsdubai@dormansmith.co.uk)  
U.A.E.    [www.dormansmithswitchgear.com](http://www.dormansmithswitchgear.com)

For further information or to request one of our product catalogues please contact us from the information above. E&OA. Whilst every effort has been made to ensure accuracy, no liability is accepted for the consequences of any error or omissions in this catalogue. Dorman Smith Switchgear Ltd. reserve the right to change or amend any technical specification or product detail without prior notification.