A brand of legrand

# CLASSE 300

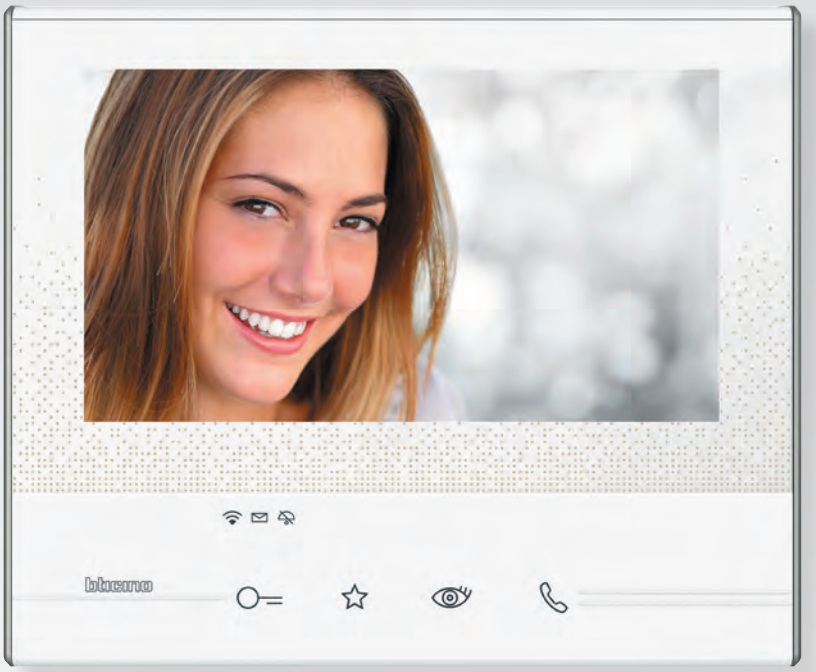

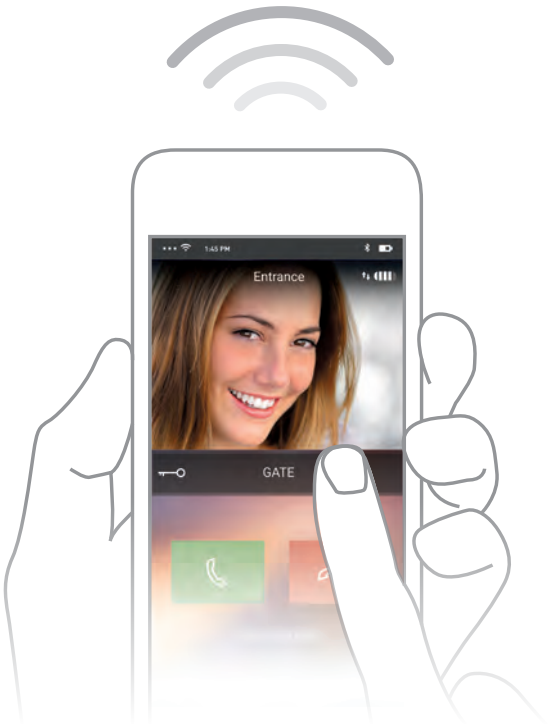


## THE **CONNECTED** VIDEO INTERNAL UNIT

POWERED BY SPECIALISTS

bticino

bticino

The new **Classe 300X** video internal unit allows you to transform every home into a connected home which can be easily controlled from within the dwelling, or from anywhere in the world using a smartphone.

eliot™
PROGRAM BY LEGRAND

**Introducing Eliot: Legrand's connected devices programme.**
Where electricity and the Internet of Things converge to form an infrastructure of connected devices that bring smart, energy-efficient buildings to life. Working with you in end-to-end partnerships, with full training and support, we'll help you transform your building, take control of the physical and digital alike, and enable occupants to live life better.

# CONNECTED **HOME** AND AWAY

Classe 300X is the new connected video internal unit that combines modernity and innovation thanks to the connection between the unit and a smartphone. Integrated Wi-Fi connectivity allows users to manage video door entry calls in an innovative and functional way. Featuring a stylish 7" touch screen display, Classe 300X brings together design and technology perfectly.

## Contents


4-9 CLASSE 300X

The connected video internal unit 4
Door Entry App 5
Installation 6
Upgrading an existing installation 8

10-11 CLASSE 300 General features

The range 10

12-15 CLASSE 300 Catalogue

Features and functions 12
Front and rear views 13
Ordering information 14
Technical information 15

## From house to connected home

Featuring a wide 7" touch screen display, Classe 300X provides a stylish solution for users looking for greater security in their home. Door entry calls can be easily managed along with other functions, such as gates, security cameras or lights, with a simple touch.

What's more, integrated Wi-Fi connectivity means the user can connect* via their own network and, thanks to the dedicated App, manage video door entry calls from anywhere in the world.

*A home Wi-Fi network with internet access is required for the connection. See legal notes on page 15.

# MODERN
# **CONNECTED**
# SIMPLE




# AN INTERFACE DESIGNED WITH THE USER IN MIND

The Door Entry App has been designed to allow a user to access the most commonly used functions quickly and easily

The Door Entry App allows users to manage video internal unit calls inside or outside the home with a smartphone.

The App can be configured with just a few simple steps and the remote connection is totally automated and managed with the maximum level of security.

GET IT ON Google play

Available on the App Store

Scan the QR Code with your smartphone and download either the iOS or Android App, or visit the Apple or Google store and search for door entry.

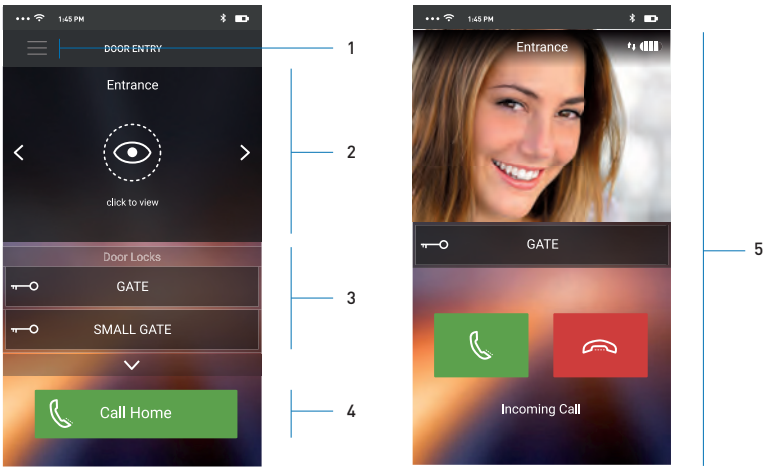


Home page screen

Incoming call screen

Key

1. App settings
2. Camera display
3. Door lock management
4. Call home directly
5. Call management

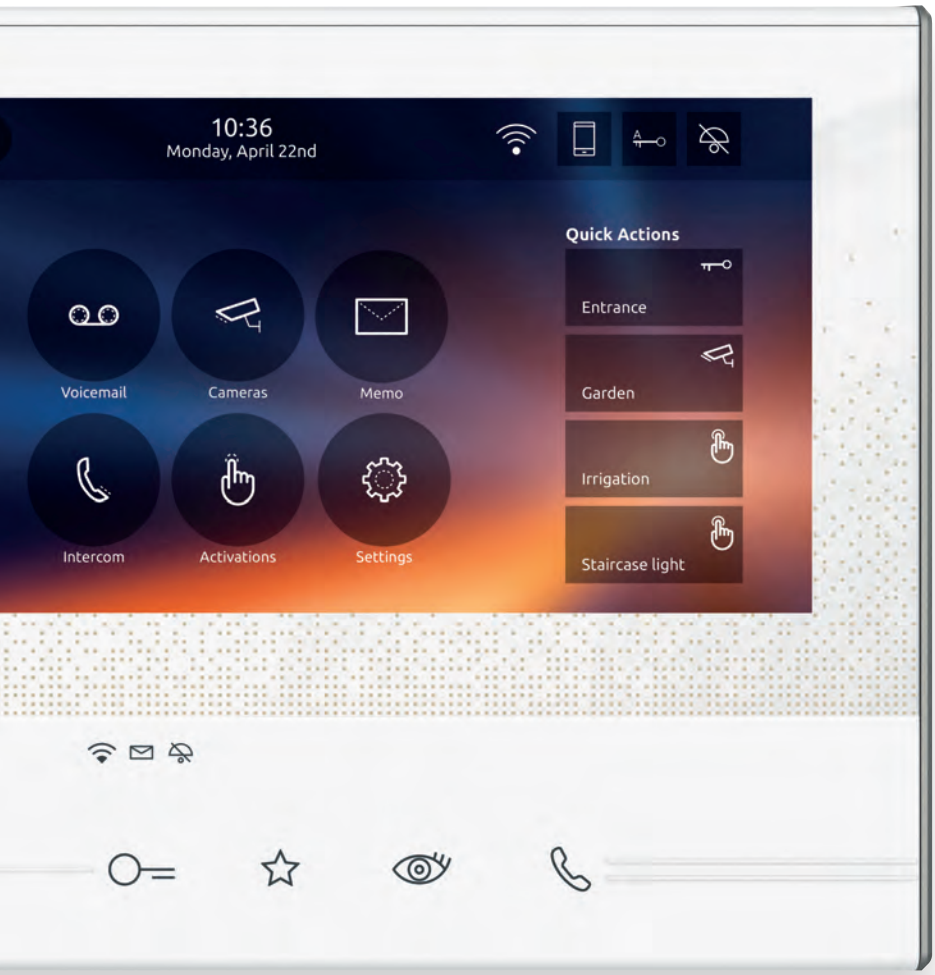


## Standard 2 wire installation

Thanks to the integrated Wi-Fi connectivity, Classe 300X does not require rewiring and is installed in the same way as a 'traditional' 2 wire video internal unit.

# EASY TO INSTALL | AND EVEN EASIER TO CONNECT

## Forget installation complexity and configuring an Ethernet network and keep the simplicity of a 2 wire connection. Everything stays the same thanks to the Wi-Fi technology integrated in the video internal unit




## Simple and intuitive configuration

The configuration requires no IT skills. The installation follows the same rules as a classic 2 wire system (entrance panel and internal unit SCS addresses, etc.). The user can manage the configuration of the Wi-Fi network and the App independently and intuitively. If necessary the Help button integrated in the application can be used for support.

## Connected in three simple steps

1 Once the Wi-Fi connection is activated select the network you want to connect to

2 Enter your Wi-Fi network password

3 Once the configure key is pressed, the App will search for the Classe 300X and will connect automatically, self-configuring

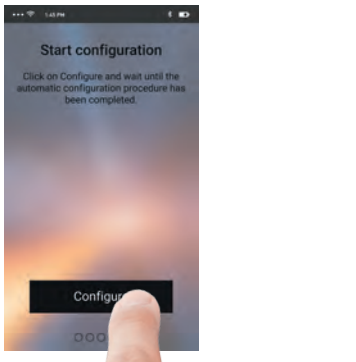

# PERFECT
## TO UPGRADE AN EXISTING 2 WIRE INSTALLATION

# Classe 300X is the best solution available for upgrading an existing internal unit

In existing 2 wire systems you can update and replace audio (*) or video internal units with Classe 300X. Thanks to the Wi-Fi connectivity there's no need for additional wiring.

## Wiring configurations

### House or single-dwelling scenario

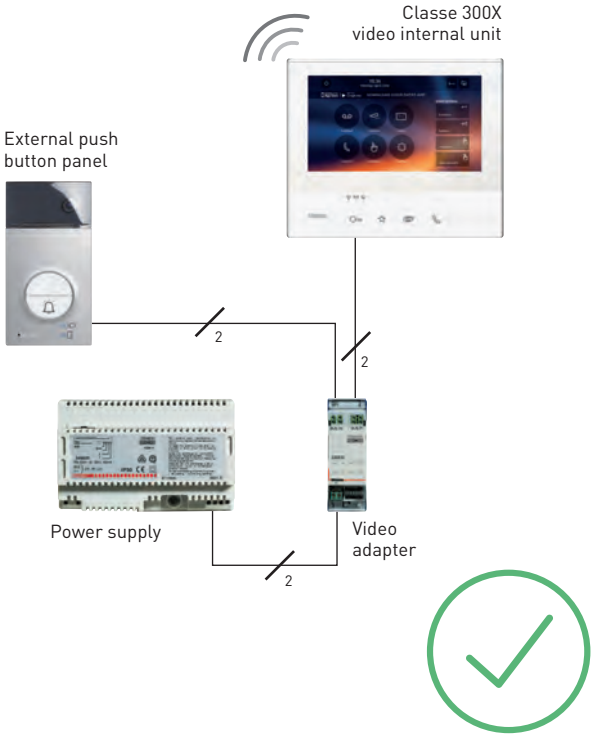


### Apartment block or multi-dwelling scenario

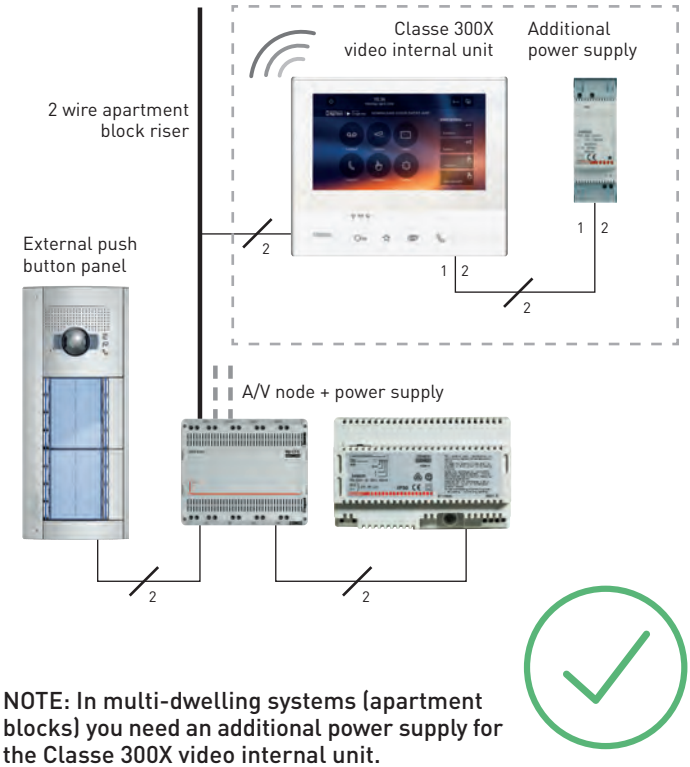


**NOTE: In multi-dwelling systems (apartment blocks) you need an additional power supply for the Classe 300X video internal unit.**

## Simple upgrade same 2 wires

Classe 300X has 2 wire technology. Unlike solutions based on Ethernet/IP systems, 2 wire technology is the best solution for refurbishments because a pair of existing wires can be used.

(*) If you only replace the internal handset in an existing system, where the external panel is audio only, the Classe 300X has all the connected functions but NO VIDEO.

bticino

# CLASSE 300
## A STYLISH CHOICE

## Elegant design and modern technology

Classe 300 is a range of hands free video internal units with a wide 7" touch screen display enhanced by a glossy glass effect finish.

The slim metallic profile is perfectly finished with smooth edges.

The main functions can be activated with touch sensitive keys with tactile guide for easier recognition.

The pictures shown on the display are exclusively for illustrational and promotional purposes.

Dark finish

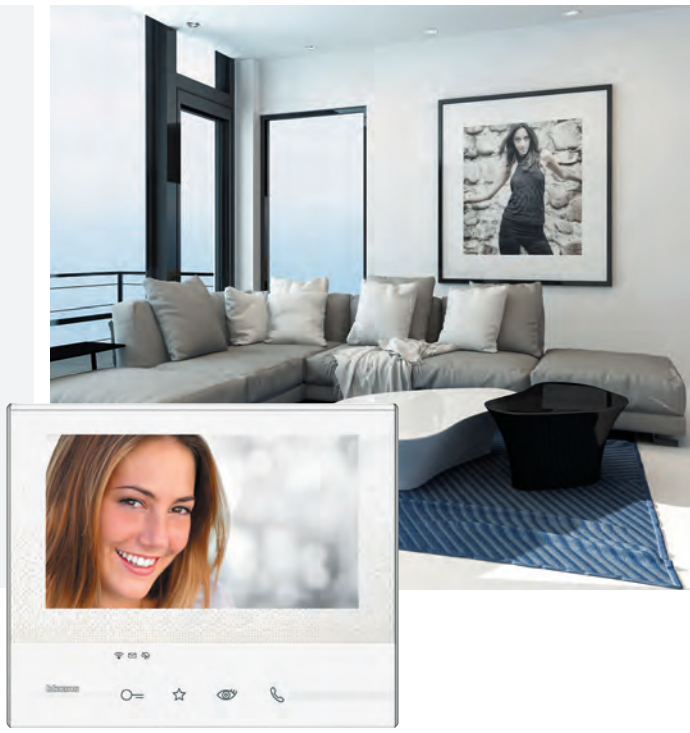

Light finish

DESIGN AWARD 2016

Classe 300 has been awarded this prestigious international recognition confirming Bticino's capacity in combining technology and design.

Table mounted installation with accessory supporting frame cat no. 3446 32 (see p14)

## SIMPLE, USER-FRIENDLY GRAPHIC INTERFACE

Drawing inspiration from the most advanced consumer electronic devices, the Classe 300 range allows the user to easily manage calls and messages thanks to the wide touch screen display.

### HANDS FREE COMMUNICATION

### CUSTOMISABLE MENU

### VIDEO DOOR ENTRY ANSWERING MACHINE

### AUDIO AND TEXT NOTES

## MOUNTING OPTIONS

With its slim profile, Classe 300 is ideal for wall mounting installations and can also be table top mounted using a dedicated support.



Touch sensitive buttons activate all main functions

The 7'' touch screen provides a crystal clear display

The slim metallic profile is perfectly finished with smooth edges

bticino

# Classe 300 video internal units

## features and functions

| | Classe 300X13E | Classe 300X13E | Classe 300V13E | Classe 300V13E | Classe 300V13M |
|---|---|---|---|---|---|
| | | | | | |
| Cat. Nos. | 3446 42 | 3446 43 | 3446 12 | 3446 13 | 3446 22 |
| **Colour video 7" touch screen** | • | • | • | • | • |
| **Hands free** | • | • | • | • | • |
| **Inductive loop [1]** | • | • | • | • | • |
| **Finish** | light | dark | light | dark | light |
| **Installation** | wall / table | wall / table | wall / table | wall / table | wall / table |
| **Door lock release** | • | • | • | • | • |
| **Staircase light control** | • | • | • | • | • |
| **Entrance panel/ scrolling activation** | • | • | • | • | • |
| **Intercom [2]** | • | • | • | • | • |
| **Memory function** | • | • | | | • |
| **Memo function** | • | • | • | • | • |
| **Professional studio (office) function** | • | • | • | • | • |
| **Wi-Fi connection** | • | • | | | |
| **Available as a kit** | • | | | | • |

1 : For use by people wearing hearing aids fitted with T selector
2 : Audio call, max. 3 minutes, between internal units of the same apartment/different apartments

# Classe 300 video internal units

**features and functions (continued)**

## Front view

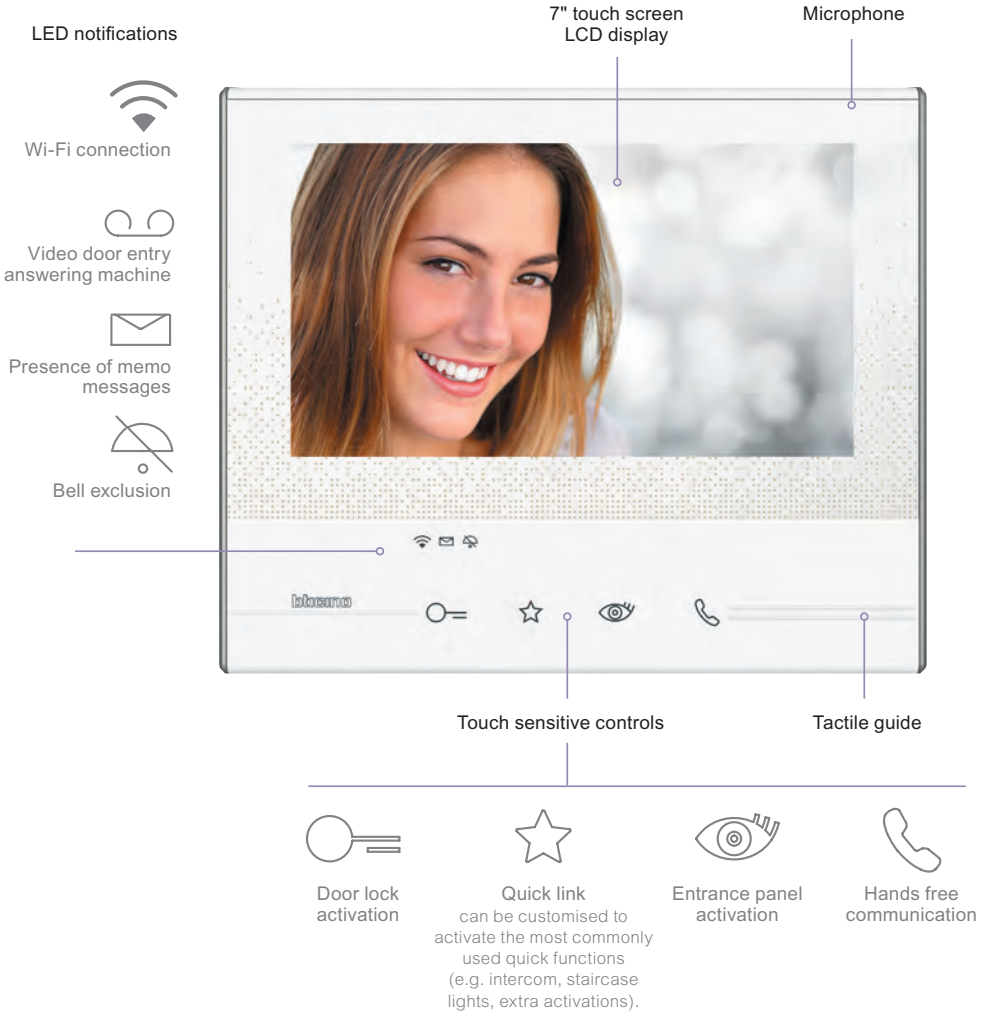


## Rear view

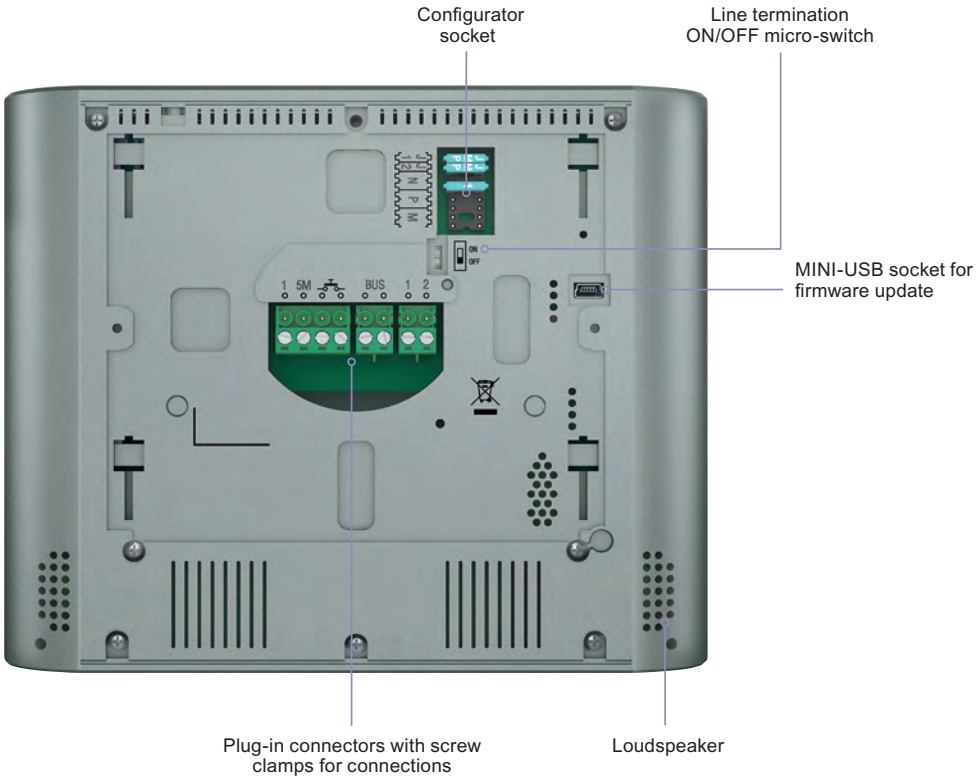

# Classe 300 video internal units

**hands free video internal units**

3446 42

3446 43

3446 12

3446 13

3446 22

3446 32

3368 03

3460 20

Dimensions and technical information **p. 15**

| Pack | Cat. Nos. | |
|---|---|---|
| | | |
| 1 | Light 3446 42 | Dark 3446 43 |

## Hands free video internal units (Classe 300)

Classe 300 has capacitative keys for the control of the main video door entry functions: door lock release, hands free connection, entrance panel/scrolling activation and favourite key (can be configured to activate the quick actions most frequently used - e.g. staircase lights control, intercom, additional activations)
Tactile guide for easy access to door lock and hands free capacitive connection keys LEDs used for: call exclusion, notification of messages from switchboard and memo
Access to adjustments and functions using the touch display
Memo function - for writing using the keypad, or for voice recording of messages and/or notes for the other residents of the apartment (e.g. call plumber, do the shopping, etc.) Possibility of voice communication with the switchboard - if present in the system - after a specific call
The device must be configured by physically connecting the configurators, or using the menu, which will give better possibilities of customisation of associated functions and texts
16 different ringtones available
Wall mounted installation using the bracket supplied and table top installation (with support Cat. No. 3446 32) to be purchased separately

**Classe 300X13E**
2 wire Wi-Fi hands free video internal unit with inductive loop, 7'' touch screen LCD display and video door entry answering machine with call audio/video memory
Thanks to the Wi-Fi connection, you can associate the video internal unit to the Door Entry App (available for Android and iOS)
You can manage the main video internal unit functions (receiving calls, opening the door lock, activating the entrance panel/scrolling and extra activations)

| Pack | Cat. Nos. | |
|---|---|---|
| | | |
| 1 | Light 3446 12 | Dark 3446 13 |
| 1 | 3446 22 | |

## Hands free video internal units (Classe 300)

**Classe 300V13E**
2 wire hands free video internal unit with inductive loop and 7" colour touch screen LCD display

**Classe 300V13M**
2 wire hands free video internal unit with inductive loop, 7" colour touch screen LCD display and video door entry answering machine with call audio/video memory

| Pack | Cat. Nos. |
|---|---|
| 1 | 3446 32 |
| 1 | 3368 03 |

## Accessory for table support and cable

Accessory support for the table top installation of the Classe 300 video internal units
8-way cable with connector for table top support installation

| Pack | Cat. Nos. |
|---|---|
| 1 | 3460 20 |

## 2 DIN additional power supply unit

Additional 2 DIN power supply (600mA) to be used to locally supply Classe 300X13E video internal units in multi-dwelling systems
Suitable only to feed additional handsets or entrance panels

# Classe 300 door entry kits

**hands free video door entry kits**

Cat. No. 3639 11

| Pack | Cat. Nos. | Hands free video door entry kits (Classe 300) |
|---|---|---|
| | | Video internal units have video door entry answering machine with call audio/video memory and Inductive Loop function (to enable use by people wearing hearing aids fitted with T selector). They have capacitative keys for the control of the main video door entry functions : door lock release, hands free connection, entrance panel/scrolling activation and favorite key (can be configured to activate the quick actions most frequently used - eg : staircase lights control, Intercom, additional activations)<br>Access to adjustments and functions using the touch display with graphic interface<br>Wall mounted installation of the devices<br>Table top installation of the video internal units with specific support (Cat. No. 3446 32) to be purchased separately<br>Easily expandable up to 2 ways by purchasing an extra internal unit – the push button panel is already set up for 1 or 2 ways |
| 1 | 3639 11 | **Classe 300X13E one way hands free kit**<br>Consisting of : Classe 300X13E light finish video internal unit with 7" colour touch screen LCD display and integrated Wi-Fi connectivity, Linea 3000 metal push button panel with wide angle colour camera and proximity reader and a kit of coloured key cards and two door lock release chips |
| 1 | 3636 11 | **Classe 300V13M one way hands free kit**<br>Consisting of : Classe 300V13M light finish video internal unit with 7" colour touch screen LCD display, Linea 3000 metal push button panel with wide angle colour camera and proximity reader and a kit of coloured key cards and two door lock release chips |

# Classe 300 video internal units

**dimensions and legal notes**

## Dimensions

Size in mm

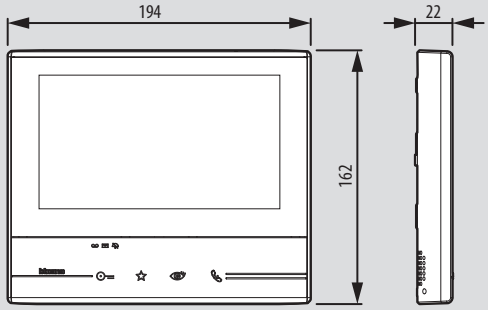


Cat. Nos. 3446 12, 3446 13, 3446 42, 3446 43, 3446 22

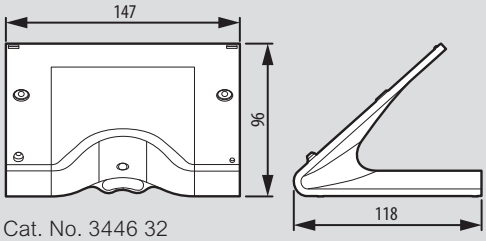


Cat. No. 3446 32

## Classe 300X

**Legal notes**

To use the video door entry call repeat service on a smartphone, the customer must acquire the technical equipment which allows access to the Internet, on the basis of an agreement made by the customer with an ISP (Internet Service Provider). Legrand plays no part in this. The customer must install the Door Entry App on a smartphone so that some services which Legrand supplies as extras to the normal basic functions of the Classe 300X video internal unit can be used. The services offered by means of the App require being able to interact with Classe 300X remotely and through the Internet.

In these cases the integration and communication between the Classe 300X and the App may depend on:
a) quality of the Wi-Fi signal
b) type of access contract of the home Internet
c) type of data contract of the smartphone

When one of these 3 elements does not conform with the specifications required for product operation, Legrand accepts no responsibility for any faults. The product supports a VoIP streaming system. You must therefore check with your smartphone contract – data network – that it does not block it.

We would also like to inform you that the service provided by Legrand – remote use via App – involves the use of data. The cost linked to its use depends on the type of contract the customer has signed with an ISP (Internet Service Provider) and is the customer's responsibility.

## Contact details

**United Kingdom**

Great King Street North,
Birmingham, B19 2LF

**Customer Services:**
Tel: +44 (0) 345 605 4333  Fax: +44 (0) 345 605 4334
E-mail: legrand.sales@legrand.co.uk

**Quotations and Technical Support:**
Tel: +44 (0) 370 608 9020  Fax: +44 (0) 370 608 9021
E-mail: uk-wdsales@legrand.co.uk

**Republic of Ireland:**
Tel: 01 295 9673  Fax: 01 295 4671
E-mail: legrand.sales@legrand.co.uk

FOLLOW US AT

www.legrand.co.uk
www.legrand.ie
www.youtube.com/legrandtvuk
www.voltimum.co.uk
www.voltimum.ie
www.twitter.com/legranduk

**Head office (UK and Ireland):**
Legrand Electric Limited
Great King Street North, Birmingham, B19 2LF
Tel: +44 (0) 370 608 9000  Fax: +44 (0) 370 608 9004
Website: www.legrand.co.uk

CLASSE 300X.03.2017.2K

In accordance with its policy of continuous improvement, the Company reserves the right to change specifications and designs without notice. All illustrations, descriptions, dimensions and weights in this catalogue are for guidance and cannot be held binding on the Company. All contents and design presentation included in this publication are © Legrand Electric Limited. All rights reserved. 2017

recycle
This document is printed on sustainably sourced paper. Please recycle.

The Legrand logo is a registered trademark of the Legrand group of companies.