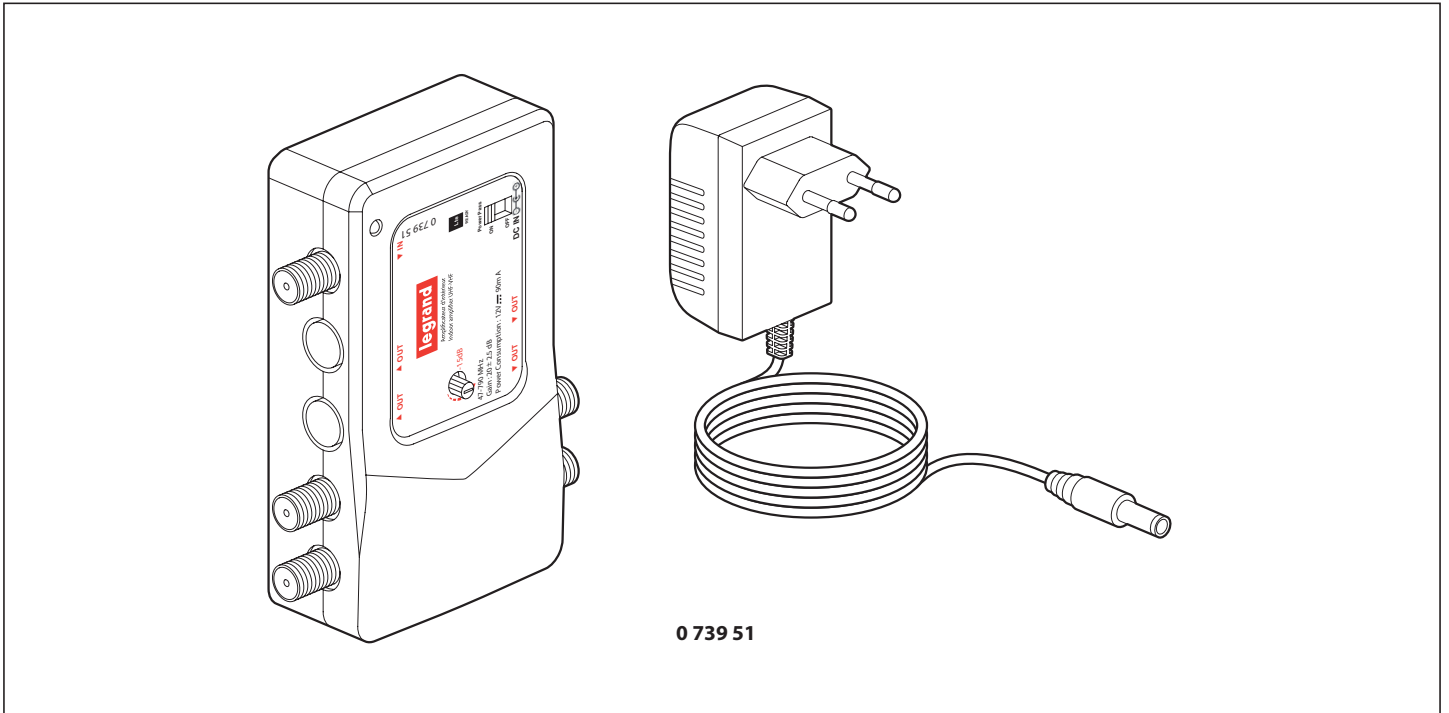


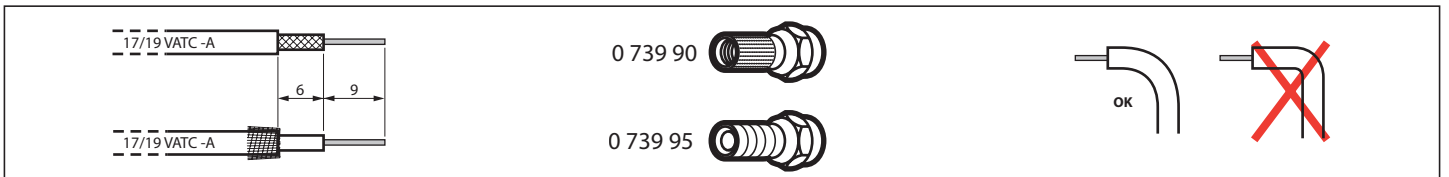
- Amplificateur d'intérieur UHF - VHF
- UHF - VHF amplifier

- Amplificatore da interni UHF - VHF
- Amplificador UHF - VHF

0 739 51

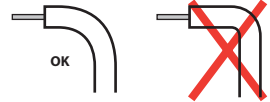


0739 51



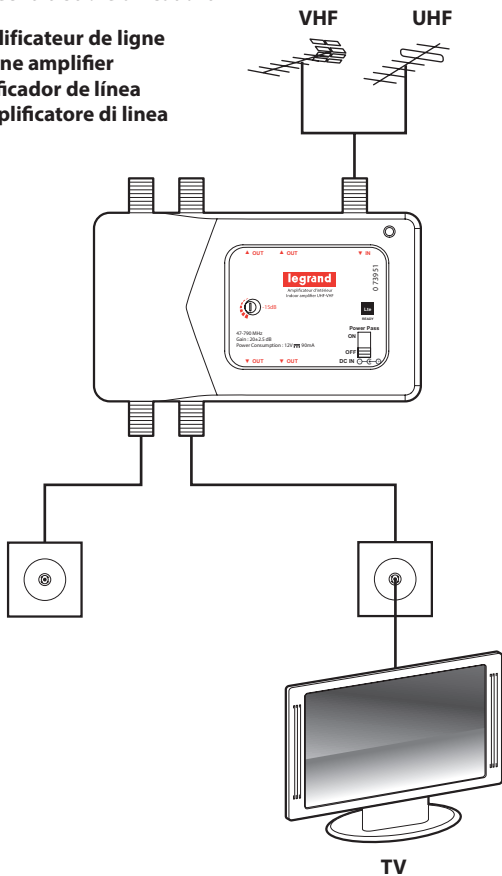
0739 90

0739 95



- Dans les combles ou dans un tableau
- Beneath the roof or on a panel
- Nei sottotetti o in un quadro neath the roof or on a panel
- Bajo el techo o sobre un cuadro

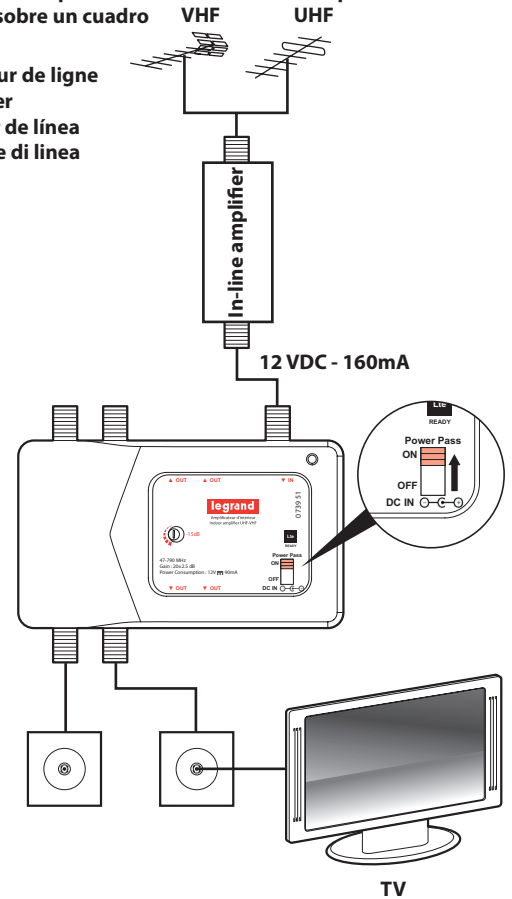
Sans amplificateur de ligne
Without line amplifier
Sin amplificador de línea
Senza amplificatore di linea



TV

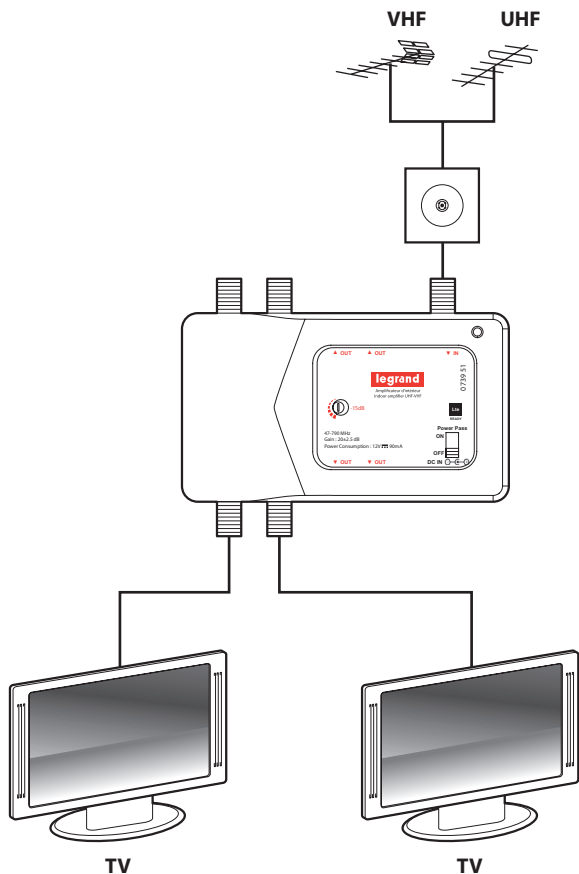
- Dans les combles ou dans un tableau
- Beneath the roof or on a panel
- Nei sottotetti o in un quadro neath the roof or on a panel
- Bajo el techo o sobre un cuadro

Avec amplificateur de ligne
With line amplifier
Con amplificador de línea
Con amplificatore di linea

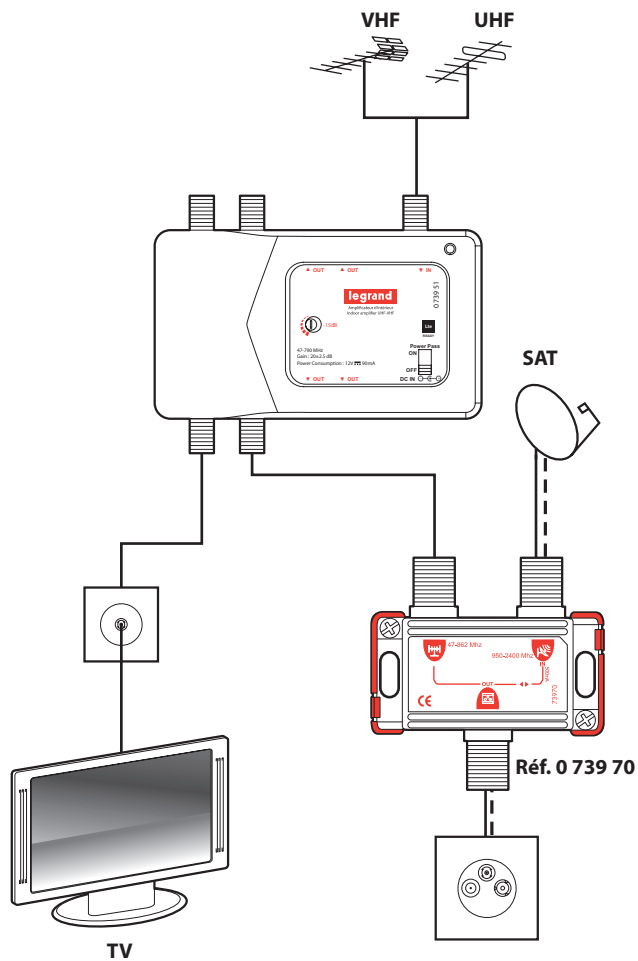


TV

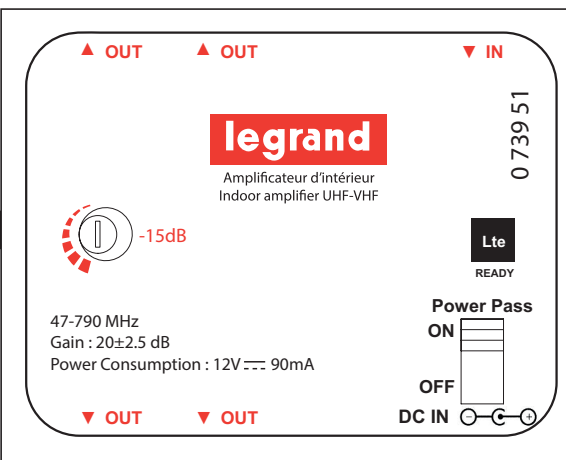
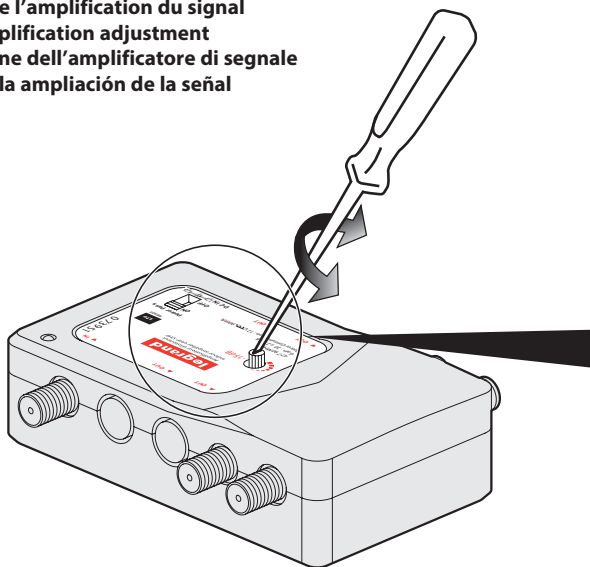
- En local (prise terminale)
- In local mode (terminal outlet)
- In locale (presa terminale)
- En modo local (toma terminal)



- Avec prises TV/R/SAT 1 câble
- With TV/R/SAT sockets 1 cable
- Con prese TV/R/SAT 1 cavo
- Con tomas TV/R/SAT 1 cable



- Réglage de l'amplification du signal
- Signal amplification adjustment
- Regolazione dell'amplificatore di segnale
- Ajuste de la ampliación de la señal



⚠ Consignes de sécurité

Avant toute intervention, couper le courant.
Respecter strictement les conditions d'installation et d'utilisation.

FR LU BE CH

⚠ Safety instructions

Make sure the power supply is disconnected before any intervention.
Strictly comply with instructions for installation and use.

GB IE

⚠ Consignas de seguridad

Antes de realizar cualquier intervención, cortar la corriente eléctrica.
Respetar estrictamente las condiciones de instalación y uso.

ES

⚠ Istruzioni di sicurezza

Prima di qualsiasi intervento, interrompere l'alimentazione.
Rispettare scrupolosamente le condizioni d'installazione e uso.

IT CH